

# PERFORMANCE AGREEMENT

IN TERMS OF THE:

LOCAL GOVERNMENT: MUNICIPAL SYSTEMS ACT,  
2000 (32 OF 2000), AS AMENDED

AND

LOCAL GOVERNMENT: MUNICIPAL PERFORMANCE REGULATION FOR  
MUNICIPAL MANAGERS AND MANAGERS DIRECTLY ACCOUNTABLE TO  
MUNICIPAL MANAGERS, 2006

AND

LOCAL GOVERNMENT: REGULATIONS ON APPOINTMENT AND CONDITIONS  
OF EMPLOYMENT OF SENIOR MANAGERS, 2014

Entered into by and between

The CITY OF MATLOSANA herein represented by

**LESEGO SEAMETSO**

in her capacity as

**Municipal Manager**

(hereinafter referred to as the Employer)

and

**MERCY MAEBE PHETLA**

as the

**Director: Budget and Treasury (CFO)**

(hereinafter referred to as the Employee)

For the Period

1 January 2023 until 30 June 2023

# PERFORMANCE AGREEMENT

## ENTERED INTO BY AND BETWEEN:

The **CITY OF MATLOSANA** herein represented by **LESEGO SEAMETSO (ID NR. 8703010275080)** in her capacity as the **MUNICIPAL MANAGER** (hereinafter referred to as the **Employer**) and **MERCY MAEBE PHETLA (ID NR 860616 0797 086)** in his capacity as the **DIRECTOR: BUDGET AND TREASURY (CFO)** of the Municipality (hereinafter referred to as the **Employee**).

## WHEREBY IT IS AGREED AS FOLLOWS:

### 1. INTRODUCTION

- 1.1 The **Employer** has entered into a contract of employment with the **Employee** in terms of section 57(1)(a) of the Local Government: Municipal Systems Act 32 of 2000, as amended ("the Systems Act"). The **Employer** and the **Employee** are hereinafter referred to as "the Parties".
- 1.2 Section 57(1)(b) of the Systems Act, as amended read with the Contract of Employment concluded between the parties, requires the parties to conclude an annual performance agreement.
- 1.3 The parties wish to ensure that they are clear about the goals to be achieved, and secure the commitment of the **Employee** to a set of outcomes that will secure local government policy goals.
- 1.4 The parties wish to ensure that there is compliance with Sections 57(4a), 57(4b) and 57(5) of the Systems Act and Section 57(4c) of the Systems Amendment Act.

### 2. PURPOSE OF THIS AGREEMENT

The purpose of this Agreement is to -

- 2.1 comply with the provisions of Section 57(1)(b), (4a), (4b) and (5) of the Systems Act, Section 57(4c) of the Systems Amendment Act, as well as the employment contract entered into between the parties;
- 2.2 specify objectives and targets defined and agreed with the employee and to communicate to the employee the employer's expectations of the employee's performance and accountabilities in alignment with the Integrated Development Plan (IDP), Service Delivery and Budget Implementation Plan (SDBIP) and the Budget of the municipality;
- 2.3 specify accountabilities as set out in a performance plan, which forms an Annexure to the Performance Agreement;
- 2.4 monitor and measure performance against set targeted outputs and outcomes;
- 2.5 use the Performance Agreement as the basis for assessing whether the employee has met the performance expectations applicable to his or her job;
- 2.6 in the event of outstanding performance, to appropriately reward the employee; with Section 11 of this agreement and
- 2.7 give effect to the employer's commitment to a performance-orientated relationship with its employee in attaining equitable and improved service delivery.

L.D  
S.B MM  
WR

### 3 COMMENCEMENT AND DURATION

- 3.1 This Agreement will commence on the **01 JANUARY 2023** and will remain in force until **30 JUNE 2023** thereafter a new Performance Agreement, Performance Plan and Personal Development Plan shall be concluded between the parties for the next financial year or any portion thereof.
- 3.2 The parties will include a new performance agreement that replaces this agreement at least once a year not later than 31<sup>st</sup> of July of the succeeding financial year.
- 3.3 This Agreement will terminate on the termination of the **Employee's** contract of employment.
- 3.4 The content of this Agreement may be revised at any time during the above-mentioned period to determine the applicability of the matters agreed upon.
- 3.5 If at any time during the validity of this Agreement the work environment alters (whether as a result of government or council decisions or otherwise) to the extent that the contents of this Agreement are no longer appropriate, the contents shall immediately be revised.

### 4 PERFORMANCE OBJECTIVES

- 4.1 The Performance Plan (Annexure A) sets out-
- 4.1.1 The performance objectives and targets that must be met by the **Employee**; and
- 4.1.2 The time frames within which those performance objectives and targets must be met.
- 4.1.3 The Competencies (Annexure B) – definitions in terms of regulation 21 of 17 January 2014 are required, to operate effectively as senior manager in the Local Government environment.
- 4.2 The performance objectives and targets reflected in the Performance Plan (Annexure A) are set by the **Employer** in consultation with the **Employee** and based on the Integrated Development Plan (IDP), Service Delivery and Budget Implementation Plan (SDBIP) and the Budget of the **Employer**, and shall include:
- 4.2.1 Key objectives that describe the main tasks that needs to be done.
- 4.2.2 Key performance indicators that provide the details of the evidence that must be provided to show that a key objective has been achieved.
- 4.2.3 Target dates that describe the timeframe in which the work must be achieved.
- 4.2.4 Weightings that show the relative importance of the key objectives to each other.
- 4.3 The Personnel Development Plan (Annexure C) sets out the employee's personnel development requirements in line with the objectives and targets of the employer.
- 4.4 The **Employee's** performance will, in addition, be measured in terms of contributions to the goals and strategies set out in the **Employer's** Integrated Development Plan.

### 5 PERFORMANCE MANAGEMENT SYSTEM

- 5.1 The **Employee** agrees to participate in the performance management system that the **Employer** adopts or introduces for the **Employer**, management and municipal staff of the **Employer**.

MM L.D

S.B

~~S.B~~  
L.R

- 5.2 The **Employee** accepts that the purpose of the performance management system will be to provide a comprehensive system with specific performance standards to assist the **Employer**, management and municipal staff to perform to the standards required.
- 5.3 The **Employer** will consult the **Employee** about the specific performance standards and targets that will be included in the performance management system as applicable to the **Employee**.
- 5.4 The **Employee** undertakes to actively focus towards the promotion and implementation of the KPA's (including special projects relevant to the employee's responsibilities) within the local government framework.
- 5.5 The criteria upon which the performance of the **Employee** shall be assessed shall consist of two components, both of which shall be contained in the Performance Agreement.
- 5.5.1 The **Employee** must be assessed against both components, with a weighting of 80:20 allocated to the Key Performance Areas (KPA's) and the Competencies respectively.
- 5.5.2 Each area of assessment will be weighted and will contribute a specific part to the total score.
- 5.5.3 KPA's covering the main areas of work will account for 80% and Competencies will account for 20% of the final assessment.
- 5.6 The **Employee's** assessment will be based on his/her performance in terms of the outputs / outcomes (performance indicators) identified as per attached Performance Plan (Annexure A), which are linked to the KPA's, and will constitute 80% of the overall assessment result as per the weightings agreed to between the **Employer** and **Employee**:

Key Performance Areas (KPA's)	Weighting
Service Delivery & Infrastructure Development	10,6%
Municipal Institutional Development and Transformation	4,3%
Local Economic Development (LED)	0%
Municipal Financial Viability and Management	48,93%
Good Governance and Public Participation	36,17%
<b>Total</b>	<b>100%</b>

- 5.7 In the case of Senior Managers directly accountable to the Municipal Manager, key performance areas related to the functional area of the relevant manager must be subject to negotiation between the municipal manager and the relevant manager.
- 5.8 The competencies will make up the other 20% of the **Employee's** assessment score. The competencies are split into two groups, Leading competencies that drive strategic intent and direction and Core competencies which drive the execution of the leading competencies.

LEADING COMPETENCIES		WEIGHTING
Strategic Direction and Leadership	<ul style="list-style-type: none"> <li>• Impact and Influence</li> <li>• Institutional Performance Management</li> <li>• Strategic Planning and Management</li> <li>• Organisational Awareness</li> </ul>	8.33%
People Management	<ul style="list-style-type: none"> <li>• Human Capital Planning and Development</li> <li>• Diversity Management</li> <li>• Employee Relations Management</li> <li>• Negotiation and Dispute Management</li> </ul>	8.33%

MM L.D  
S.B

WIK \$

Program and Project Management	<ul style="list-style-type: none"> <li>• Program and Project Planning and Implementation</li> <li>• Service Delivery Management</li> <li>• Program and Project Monitoring and Evaluation</li> </ul>	8.33%
Financial Management	<ul style="list-style-type: none"> <li>• Budget Planning and Execution</li> <li>• Financial Strategy and Delivery</li> <li>• Financial Reporting and Monitoring</li> </ul>	8.33%
Change Leadership	<ul style="list-style-type: none"> <li>• Change Vision and Strategy</li> <li>• Process Design and Improvement</li> <li>• Change Impact Monitoring and Evaluation</li> </ul>	8.33%
Governance Leadership	<ul style="list-style-type: none"> <li>• Policy Formulation</li> <li>• Risk and Compliance Management</li> <li>• Cooperative Governance</li> </ul>	8.33%
<b>CORE COMPETENCIES</b>		<b>WEIGHTING</b>
Moral Competence		8.33%
Planning and Organising		8.33%
Analysis and Innovation		8.33%
Knowledge and Information Management		8.33%
Communication		8.33%
Results and Quality Focus		8.33%
<b>TOTAL PERCENTAGE</b>		<b>100%</b>

## 6. EVALUATING PERFORMANCE

6.1 The Performance Plan (Annexure A) to this Agreement sets out -

6.1.1 The standards and procedures for evaluating the **Employee's** performance; and

6.1.2 The intervals for the evaluation of the **Employee's** performance.

6.2 Despite the establishment of agreed intervals for evaluation, the **Employer** may in addition review the **Employee's** performance at any stage while the contract of employment remains in force.

6.3 Personal growth and development needs identified during any performance review discussion must be documented in a Personal Development Plan (Annexure C) as well as the actions agreed to and implementation must take place within set time frames.

6.4 The **Employee's** performance will be measured in terms of contributions to the goals and strategies set out in the **Employer's** SDBIP as described in 6.6 below.

6.5 The **Employee** will submit quarterly performance reports (SDBIP) and a comprehensive annual performance report prior to the performance assessment meetings to the evaluation panel chairperson for distribution to the panel members for preparation purposes.

6.6 The **Employee** will submit quarterly performance reports on the implementation of the Financial Recovery Plan, on approved thereof.

6.7 The annual performance appraisal will involve:

6.7.1 **Assessment of the achievement of results as outlined in the Performance Plan:**

- (a) Each KPA should be assessed according to the extent to which the specified standards or performance indicators have been met and with due regard to ad hoc tasks that had to be performed under the KPA.

MM L-D  
S.B  
LUR

- (b) A rating on the five-point scale described in 6.7 below shall be provided for each KPI or group of KPI's which will then be multiplied by the weighting to calculate the score.
- (c) The **Employee** will submit his/her self – evaluation to the **Employer** prior to the final assessment.
- (d) In the instance where the employee could not perform due to reasons outside the control of the employer and employee, the KPI will not be considered during the evaluation. The **Employee** should provide sufficient evidence in such instances.
- (e) An overall score will be calculated based on the total of the individual scores calculated above.
- (f) The applicable assessment rating calculator must be used to add the scores and calculate a final KPA score.

**6.7.2 Assessment of the Competencies**

- (a) Each competency will be assessed in terms of the description provided in (Annexure B).
- (b) An indicative rating on the five-point scale should be provided for each competency.
- (c) This rating should be multiplied by the weighting given to each competency during the contracting process, to provide a score.
- (d) The applicable assessment rating calculator must be used to add the scores and calculate a final competency score.

**6.7.3 Overall rating**

An overall rating is calculated by using the applicable assessment-rating calculator. Such overall rating represents the outcome of the performance appraisal.

6.8 The assessment of the performance of the **Employee** will be based on the following rating scale for KPA's and Competencies:

**Rating scale for KPA's**

Level	Terminology	Description
5	Outstanding performance	Performance far exceeds the standard expected of an employee at this level. The appraisal indicates that the Employee has achieved above fully effective results against all performance criteria and indicators as specified in the PA and Performance Plan and maintained this in all areas of responsibility throughout the year.
4	Performance significantly above expectations	Performance is significantly higher than the standard expected in the job. The appraisal indicates that the Employee has achieved above fully effective results against more than half of the performance criteria and indicators and fully achieved all others throughout the year.
3	Fully effective	Performance fully meets the standards expected in all areas of the job. The appraisal indicates that the Employee has fully achieved effective results against all significant performance criteria and indicators as specified in the PA and Performance Plan.

MM  
L.A.S.B  
MR  
S

Level	Terminology	Description
2	Not fully effective	Performance is below the standard required for the job in key areas. Performance meets some of the standards expected for the job. The review/assessment indicates that the employee has achieved below fully effective results against more than half the key performance criteria and indicators as specified in the PA and Performance Plan.
1	Unacceptable performance	Performance does not meet the standard expected for the job. The review/assessment indicates that the employee has achieved below fully effective results against almost all of the performance criteria and indicators as specified in the PA and Performance Plan. The employee has failed to demonstrate the commitment or ability to bring performance up to the level expected in the job despite management efforts to encourage improvement.

#### Rating scale for Competencies

Level	Terminology	Description
1	Basic	Applies basic concepts, methods, and understanding of local government operations, but requires supervision and development intervention.
2	Competent	Develops and applies more progressive concepts, methods and understanding. Plans and guides the work of others and executes progressive analysis.
3	Advanced	Develops and applies complex concepts, methods and understanding. Effectively directs and leads a group and executes in-depth analysis.
4	Superior	Has a comprehensive understanding of local government operations, critical in strategic shaping direction and change, develops and applies comprehensive concepts and methods.

6.9 For purposes of evaluating the annual performance of the Municipal Manager, an evaluation panel constituted of the following persons must be established: -

- 6.9.1 Executive Mayor;
- 6.9.2 Chairperson of the performance audit committee or the audit committee in the absence of a performance audit committee;
- 6.9.3 Member of the Mayoral Committee;
- 6.9.4 Mayor and/or Municipal Manager from another municipality; and
- 6.9.5 Member of a ward committee as nominated by the Executive Mayor.

6.10 For purposes of evaluating the annual Performance of Senior Managers directly accountable to the Municipal Manager, an evaluation panel constituted of the following persons must be established:-

- 6.10.1 Municipal Manager;
- 6.10.2 Chairperson of the performance audit committee or the audit committee in the absence of a performance audit committee;
- 6.10.3 Municipal Manager from another municipality.

6.11 The Performance Management Unit of the municipality must provide secretariat services to the evaluation panels referred to in paragraphs 6.9 and 6.10.

MM

L.D

S.B

§

lib

§

## 7. SCHEDULE FOR PERFORMANCE REVIEWS

7.1 The performance of each **Employee** in relation to his / her performance agreement shall be reviewed on the following dates with the understanding that reviews in the first and third quarter may be verbal if performance is satisfactory:

**Third quarter** : January – March 2023  
**Fourtg quarter** : April – June 2023

7.2 The **Employer** shall keep a record of the mid-year review and annual assessment meetings.

7.3 Performance feedback shall be based on the **Employer's** assessment of the **Employee's** performance.

7.4 The **Employer** will be entitled to review and make reasonable changes to the provisions of (Annexure A) from time to time for operational reasons. The **Employee** will be fully consulted before any such change is made.

7.5 The **Employer** may amend the provisions of (Annexure A) whenever the performance management system is adopted, implemented and / or amended as the case may be. In that case the **Employee** will be fully consulted before any such change is made.

## 8. DEVELOPMENTAL REQUIREMENTS

The Personal Development Plan (PDP) for addressing developmental gaps is attached as (Annexure C). Such plan may be implemented and/or amended as the case may be after each assessment.

## 9. OBLIGATIONS OF THE EMPLOYER

9.1 The **Employer** shall –

- 9.1.1 Create an enabling environment to facilitate effective performance by the employee;
- 9.1.2 Provide access to skills development and capacity building opportunities;
- 9.1.3 Work collaboratively with the **Employee** to solve problems and generate solutions to common problems that may impact on the performance of the **Employee**;
- 9.1.4 On the request of the **Employee** delegate such powers reasonably required by the **Employee** to enable him / her to meet the performance objectives and targets established in terms of this Agreement; and
- 9.1.5 Make available to the **Employee** such resources as the **Employee** may reasonably require from time to time to assist him / her to meet the performance objectives and targets established in terms of this Agreement.

## 10. CONSULTATION

10.1 The **Employer** agrees to consult the **Employee** timeously where the exercising of the powers will have amongst others –

- 10.1.1 A direct effect on the performance of any of the **Employee's** functions;
- 10.1.2 Commit the **Employee** to implement or to give effect to a decision made by the **Employer**; and
- 10.1.3 A substantial financial effect on the **Employer**.

L.D S.A MM  
[Handwritten signatures and initials]



10.2 The **Employer** agrees to inform the **Employee** of the outcome of any decisions taken pursuant to the exercise of powers contemplated in 10.1 as soon as is practicable to enable the **Employee** to take any necessary action without delay.

**11. MANAGEMENT OF EVALUATION OUTCOMES**

- 11.1 The evaluation of the **Employee's** performance will form the basis for rewarding outstanding performance or correcting unacceptable performance.
- 11.2 A performance bonus of between 5% to 14% of the all-inclusive annual remuneration package may be paid to the **Employee** in recognition of outstanding performance to be constituted as follows:

Performance Score		Performance Bonus Percentage
From	To	
130%	133%	5%
134%	137%	6%
138%	141%	7%
142%	145%	8%
146%	149%	9%
150%	153%	10%
154%	157%	11%
158%	161%	12%
162%	165%	13%
166%	169%	14%

- 11.3 In the case of unacceptable performance, the **Employer** shall –
  - 11.3.1 Provide systematic remedial or developmental support to assist the **Employee** to improve his or her performance; and
  - 11.3.2 After appropriate performance counselling and having provided the necessary guidance and/ or support as well as reasonable time for improvement in performance, the **Employer** may consider steps to terminate the contract of employment of the **Employee** on grounds of unfitness or incapacity to carry out his or her duties.

**12. DISPUTE RESOLUTION**

- 12.1 Any disputes about the nature of the **Employee's** performance agreement, whether it relates to key responsibilities, priorities, methods of assessment and/ or any other matter provided for, shall be mediated by –
  - 12.1.1 The MEC for local government in the province within thirty (30) days of receipt of a formal dispute from the **Employee**; or
  - 12.1.2 Any other person appointed by the MEC.
  - 12.1.3 In the case of Senior Managers directly accountable to the Municipal Manager, a member of the municipal council, provided that such member was not part of the evaluation panel provided for in sub-regulation 27(4)(e) of the Municipal Performance Regulations, 2006, within thirty (30) days of receipt of a formal dispute from the employee;

whose decision shall be final and binding on both parties.

MM  
 S.G.  
 L.D.  
 L.R.  
 (S)  
 S

12.2 In the event that the mediation process contemplated above fails, clause relevant of the Contract of Employment shall apply.

**13. GENERAL**

13.1 The contents of this agreement and the outcome of any review conducted in terms of (Annexure A) may be made available to the public by the **Employer**.

13.2 Nothing in this agreement diminishes the obligations, duties or accountabilities of the **Employee** in terms of his/ her contract of employment, or the effects of existing or new regulations, circulars, policies, directives or other instruments.

13.3 The performance assessment results of the **Employee** must be submitted to the municipal council by the **Employer** within fourteen (14) days after the conclusion of the assessment for information purposes.

**14. PERFORMANCE APPRAISALS**


14.1 The **Employee** will be responsible for developing annual performance work plans and conducting performance appraisals with all staff in the Directorate as stipulated in Section 27 of the 2020 Performance Management System Framework document and Local Government Municipal Staff Regulations in terms of Gazette 45181, September 2021.


**15. MINIMUM COMPETENCY LEVELS**

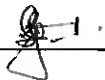
15.1 The **Employee** shall ensure to attain the minimum competency levels required for the position within 18 months after the date of appointment, published in the Local Government Finance Management Act, 2003 Amendments to Municipal Regulations on Minimum Competency levels 2007, Government Notice 41996 of 26 October 2018.

Thus, done and signed at KLERKSDORP on this the

**AS WITNESSES:**


1. 


  
EMPLOYEE

2. 

Thus, done and signed at KLERKSDORP on this the 30<sup>th</sup> day of 30 JANUARY 2023

**AS WITNESSES:**

1. 

  
EMPLOYER

2. 

MM



# Performance Plan

**DIRECTOR: BUDGET  
AND TREASURY (CFO)  
MERCY MAEBE PHETLA**

CITY OF MATLOSANA  
Period 1 January 2023 until 30 June 2023

MM  
LD SB  
LB

DIRECTOR BUDGET AND TREASURY  
MS MM PHETLA

TOTAL WEIGHTING PER KEY PERFORMANCE AREA (KPA) = 100%

- Services Delivery & Infrastructure Development (6)
  - Municipal Institutional Development and Transformation (2)
  - Local Economic Development (0)
  - Municipal Financial Viability & Management (23)
  - Good Governance and Public Participation (17)
- 10.6%  
4.3%  
0.0%  
48.8%  
36.2%  
100%

Top Layer / Bottom Layer	Key Performance Indicators (KPI)	Objectives	Weighting	Key Performance Indicators (KPI)	Annual Performance Target	Budget	Revised Target / Achievement	Base Line	Quarter	Quarterly Projected Target	Rating Key	Quarterly Actual Achievement	Actual Expenditure / Revenue	Reason for Deviation	Planned Remedial Action	Comments	Portfolio of Evidence
TL	CF01	To ensure an effective external audit process (Exception report / communications)	2.13%	Percentage of external audit queries answered within required time frame	Answering 100% of all the create's audit queries (exception report / communications) received both the Auditor-General within the required time frame by 31 December 2022	R 0	79 AG exception queries received / 77 answered	1	100% Nr of audit queries received / Nr of audit queries answered	100% Nr of audit queries received / communications received / Nr of audit queries answered (General during 1st quarter)		No audit queries (exception report / communications) received from the Auditor-General during 1st quarter				Tracking document Exception letters / notes	
TL	CF02	To ensure that all audit findings raised in the AG Report and Management Report are assigned, monitored and executed effectively and consistently	2.13%	Percentage of assigned audit findings raised in the AG Report and Management Report resolved	Resolving at least 100% of assigned audit findings raised in the 2020/21 and 2021/22 AG Report and Management Report by 30 June 2023 (PMAF)	R 0	102 Assigned audit findings received / 56 assigned	1	100% Nr of assigned audit findings received / Nr of assigned audit findings resolved (2020/21 FY)	59% 88 Assigned audit findings received / 43 assigned audit findings resolved (2020/21 FY)		Management promised the critical findings that has the biggest impact on the 21/22 audit but continues to attend to the other as well.	Continuous improvement on systems and controls			2020/21 FY PMAF 2021/22 FY PMAF	
TL	CF03	To ensure an effective revenue collection systems in terms of section 84 (1) of the Municipal Finance Management Act No. 56 of 2003, as amended (Council's Financial Recovery Plan)	2.13%	Percentage of the activities as per the Council's approved Financial Recovery Plan resolved	Resolving at least 90% of all the activities as per the Council's approved Financial Recovery Plan by 30 June 2023	R 0	96%	1	90% Nr of assigned audit findings received / Nr of assigned audit findings resolved (2021/22 FY)	93% Nr of assigned audit findings received / Nr of assigned audit findings resolved (2021/22 FY)		The assessment and development of a Financial Recovery Plan by provincial		Council will participate in the assessment to be conducted by Provincial Treasury	To be moved to the next financial year in order to allow the assessment and development	Approved Financial Recovery Plan Management response / Progress. Uploaded FRP report	
TL	CF04	To ensure that all the directorates KPIs are catered for	2.13%	Directorates SOBIP inputs provided before the 2023/24 SOBIP is tabled	Providing the office's SOBIP inputs before the start 2023/24 SOBIP is submitted by 31 May 2023	R 0	Credit inputs provided	1	90% Nr of activities received / Nr of activities resolved	90% Nr of activities received / Nr of activities resolved						Signed-off SOBIP planning template Attendance Register	

*Handwritten notes:*  
L.D  
S.S  
MM  
P

Operational Layer / Bottom Layer	SP Category / Project ID	Budget Linkage	Item No	Responsible Person	Key Performance Areas (KPA)	Back to Basics	Weighting	Objectives	Key Performance Indicators (KPI)	Annual Performance Target	Budget	Revised Target / Adjustment Budget	Base Line	Quarter	Quarterly Projected Target	Rating Key	Quarterly Actual Achievement	Actual Expenditure / Revenue	Reason for Deviation	Planned Remedial Action	Comments	Portfolio of Evidence
TL	Operational	N/A	CF05	P Thiele	Municipal Institutional Development and Public Participation	Back to Basics	2.13%	To attend to all LLF meetings to ensure industrial harmony	Number of LLF meetings attended	Attending 8 LLF meetings by 30 June 2023	R 0			1	2 LLF meetings attended		1 LLF meeting attended		The meeting 27 October 2022 was postponed due to SANWU prior	An additional meeting will be scheduled for the 3rd quarter	4 Meetings were arranged but 3 were postponed	Notices, Agendas, Attendance register, Minutes
BL	Compliance	N/A	CF06	P Thiele	Good Governance	Good Governance	2.13%	To ensure that the set goals of Council are achieved	Number of SOBIP meetings with senior personnel in own Directorate conducted	Conducting 12 SOBIP meetings with senior personnel in own Directorate by 30 June 2023	R 0		1	3 SOBIP meetings conducted		3 SOBIP meetings conducted		Unavailability of management due to audit activities			Notices, Agendas, Attendance register, Minutes	
TL	Compliance - Outcome 9	Compliance	CF07	P Thiele	Good Governance and Public Participation	Financial Management	2.13%	To submit the 2020/21 Financial Statements on time to comply with legislation	2020/21 Financial statements submitted to Auditor-General	Submitting the 2020/21 Financial statements to the Auditor-General by 31 August 2022	R 0		1	2020/21 Financial Statements submitted to the Auditor-General		2020/21 Financial Statements submitted to the Auditor-General on 31/08/2022					Letter to Auditor - General	
TL	Compliance - Indicator	N/A	CF08	P Thiele	Municipal Financial Viability & Management	Financial Management	2.13%	Financial Viability expressed (National Key Performance Indicators)	Ratio for Cost coverage for 2022/22	Cost coverage ratio for 2022/22 by 30 June 2022 Where: "A" represents cost coverage "B" represents all available cash at a particular line "C" represents investments "D" represents monthly fixed operating expenditure	0.24	R 0	1	1.1		0.961		The municipalities cash flow constraints necessitates that cash should be utilised to service creditors and therefore the available cash won't always exceed 6 months operating expenditure	Management will implement revenue enhancement and cost containment strategies. Council will also have to focus on debt collection issues		Cost Coverage Print Sec 71 print out. Bank statement	
TL	NKP - Indicator	N/A	CF09	P Thiele	Municipal Financial Viability & Management	Financial Management	2.13%	Financial Viability expressed (National Key Performance Indicators)	Ratio for Debt coverage for 2021/22	Debt coverage ratio for 2021/22 by 30 June 2022 Where: "A" represents debt coverage "B" represents total operating revenue received "C" represents operating grants "D" represents debt service payments (e.g. fees + treasury use within the financial year	310.1	R 0	1	60.1		310.1		New loans can only be considered if the costing indicates that it could be advantageous to finance a project	New loans can only be considered if the costing indicates that it could be advantageous to finance a project	Debt Coverage Print Sec 71 print out. Bank statement		
TL	NKP - Indicator	N/A	CF010	P Thiele	Municipal Financial Viability & Management	Financial Management	2.13%	Financial Viability expressed (National Key Performance Indicators)	Percentage of Outstanding Service Debtors to Revenue ratio for 2021/22	Outstanding Service Debtors to Revenue ratio for 2021/22 by 30 June 2022 Where: "A" represents outstanding service debtors to revenue "B" represents total outstanding service debtors "C" represents annual revenue actually received for services	214%	R 0	1	150%		214%		Debtors accruing due to non-payment and irrecoverable debt should be improved	Debt collection should be improved	Write off alone will restore the ratio	Outstanding Service Print & Calculations Sec 71 print out. Bank statement	

Handwritten notes and signatures: "S.S.", "MM", "A.L.", and a signature.

Top Layer / System Layer	IDP Linkage / Project ID	Budget Linkage	Item No	Responsible Person	Key Performance Area (KPA)	Back to Basics	Weighting	Objective	Key Performance Indicators (KPI)	Annual Performance Target	Budget	Revised Target / Adjustment Budget	Base Line	Quarter	Quarterly Physical Target	Rating Key	Quarterly Actual Achievement	Actual Expenditure / Revenue	Reason for Deviation	Planned Remedial Action	Comments	Portfolio of Evidence		
TL			BUD1	D Rossouw	Financial Management	Back to Basics	2.13%	To control expenditure management to ensure financial sustainability	Read value of capital expenditure as a percentage of planned capital spent	Spending at least 85% of planned capital expenditure by 30 June 2023	85% of R 217 037 857		77%	1	5% R10 861 983		7.25%	R15 817 608	Slow rate of progress by contractors. Delays in SCM processes.	Appoint SCM PMU managers & Directors	Slightly higher than expected expenditure for the quarter	Printout from Main Ledger Account		
TL			BUD2	D Rossouw	Municipal Financial Management	Back to Basics	2.13%	To control expenditure management to ensure financial sustainability	Percentage of operational budget spent on repairs and maintenance	Spending at least 9% of operational budget on repairs and maintenance by 30 June 2023	9% of R3 941 527 787		8.7%	1	0.25% R 9 853 819		0.145%	R38 236 970	Slow start to financial year due to 2021/22 year end processes	STILL AWAITING THE PLANNED FINANCIAL INFORMATION		Printout from Main Ledger Account		
TL			BUD3	D Rossouw	Municipal Financial Management	Back to Basics	2.13%	To control expenditure management to ensure financial sustainability	Read value of MIG expenditure as a percentage of the annual allocation	Spending at least 90% of the annual MIG expenditure allocation by 30 June 2022	90% of R 90 168 300		8.7%	1	5% R3 039 350		14.15%	R14 157 492	Higher than expected expenditure for quarter due to the fact that some projects were multi year projects of which the tenders were already awarded in the previous financial year		Printout from Main Ledger Account			
TL			BUD4	D Rossouw	Municipal Financial Management	Back to Basics	2.13%	To approve the budget in order to comply with legislation	Number of 2023/24 Budget tables tabled	Tabling the 2023/24 budget planning process late tabled by 31 August 2022	R 0		8.7%	1	30% R30 056 190		24%	R24 343 276	Slow rate of progress by contractors delays in SCM processes. Delays in project registration.	Appoint SCM PMU managers & Directors		Time Table Council resolution		
TL			BUD5	D Rossouw	Municipal Financial Management	Back to Basics	2.13%	To approve the budget in order to comply with legislation	Number of 2023/24 Draft budgets approved	Approving the 2023/24 draft budget in Council by 31 March 2023	R 0		8.7%	2	50% R50 121 500								Council Resolution	
TL			BUD6	D Rossouw	Municipal Financial Management	Back to Basics	2.13%	To approve the budget in order to comply with legislation	Number of final 2023/24 budgets approved	Approving the final 2023/24 budget in Council by 31 May 2023	R 0		8.7%	3	2023/24 Draft budget approved by Council									Council Resolution
TL			BUD7	D Rossouw	Municipal Financial Management	Back to Basics	2.13%	To approve the budget in order to comply with legislation	2023/24 Budget related policies approved	Approving the final 2023/24 budget related policies and tariffs in Council by 31 May 2023	R 0		8.7%	4	2023/24 Budget approved by Council									Council Resolution
TL			BUD8	D Rossouw	Municipal Financial Management	Back to Basics	2.13%	To approve the adjustment budget to comply with legislation	Number of 2022/23 adjustment budgets approved	Approving the 2022/23 adjustment budget in Council by 28 February 2023	R 0		8.7%	1	Final 2023/24 Budget policies & tariffs approved by Council									Council Resolution
TL			BUD9	D Rossouw	Municipal Financial Management	Back to Basics	2.13%	To approve the adjustment budget to comply with legislation	Number of 2022/23 adjustment budgets approved	Approving the 2022/23 adjustment budget in Council by 28 February 2023	R 0		8.7%	2	Adjustment Budget approved by Council									Council Resolution

Handwritten notes and signatures:

- MM
- D
- S
- [Signature]

Operational Layer	Top Layer	IP/Message/Project ID	Budget/Linking	Item No	Responsible Person	Key Performance Areas (KPA)	Weighting	Objectives	Key Performance Indicators (KPIs)	Annual Performance Target	Budget	Revised Target / Adjustment Budget	Items Line	Quarter	Quarterly Projected Target	Rating Key	Quarterly Actual Achievement	Actual Expenditure / Revenue	Reason for Deviation	Planned Remedial Action	Comments	Portfolio of Evidence
BL				BUD5	D Rossouw	Municipal Financial Viability & Management	2.13%	To identify the grants received as revenue to better assess delivery	Grants as a percentage of revenue received	Receiving 100% of grants as revenue received per DORA by 31 March 2023	R 0		R 649 203 000	1	27% R197 237 160		37.00%	R 272 313 000			The municipality received the first tranche of Exchangeable Grant that is normally the bigger allocation of the three unit Capital grants.	Prints & Calculations on Financial Indefinition
TL				BUD10	D Rossouw	Municipal Financial Viability & Management	2.13%	To submit sec 71 reports to NT in order to comply with legislation	Number of section 71 report submitted to NT	Submitting 12 electronic version of the section 71 report to the NT database by 30 June 2023	R 0		99.43%	2	70% R511 325 000		67.37%	R 402 108 000		Capital expenditure need to be spend by 30 June 2023. Directors should account for roll overs.		Outstanding Service Print & Calculations
TL				BUD11	D Rossouw	Municipal Financial Viability & Management	2.13%	Ensure that all applicable budget related documents are published on the municipal website as required by the MFMA	Number of budget related documents published	Publishing 9 approved budget related documents on the municipal website by 30 June 2023	R 0		12	1	Final Budget Quarterly (sec 11 & 52) Reports					The Final Budget 2022/23 and 4th quarter reports was published.	Outstanding Service Print & Calculations	
BL				ASB1	J Muller	Municipal Financial Viability & Management	2.13%	To ensure that all municipal assets are accounted for	2021/22 Asset count completed and reported	Completing the 2021/22 asset count and submitting report to municipal manager by 30 June 2023	R 0		5	2	Quarterly (sec 11 & 52) Reports						Asset count report from Dushama Report from Durhams. Report to MM	
TL				ASB2	J Muller	Municipal Financial Viability & Management	2.13%	To enhance a clean audit	2021/22 Asset register 100% reconciled	Reconciling the 2021/22 asset register 100% to the financial statements by 31 August 2022	R 0		100% of all assets were registered in 2020/21 Asset register	3	Adjustment Budget Quarterly (sec 11 & 52) Reports							2021/22 Asset Register 100% reconciled
BL				ASB3	J Muller	Municipal Financial Viability & Management	2.13%	To comply with GRAP17	Percentage of all identified assets on register	Ensuring that 100% of all identified assets are registered in the asset register (2021/22) by 31 August 2022	R 0		100% of all assets were registered in 2020/21 Asset register	4	Draft Budget Final Budget Quarterly (sec 11 & 52) Reports							2021/22 Asset Register 100% reconciled

Handwritten notes and signatures in the bottom right corner, including initials "MM", "L.P.", "S.B.", and a signature.

Top Layer / Bottom Layer	MP Linkage / Project ID	Budget Linkage	Item No	Responsible Person	Key Performance Area (KPA)	Weighting	Objectives	Key Performance Indicators (KPI)	Annual Performance Target	Budget	Revised Target / Adjustment Budget	Base Line	Quarter	Quarterly Proposed Target	Rating Key	Quarterly Actual Achievement	Actual Expenditure / Revenue	Reason for Deviation	Planned Remedial Action	Comments	Portfolio of Evidence		
TL	Operational - Outcome 9 Output 6		REV1	Ngome	Municipal Financial Viability & Management	2.13%	To control debt management to ensure financial sustainability	Percentage of debtors outstanding as a percentage of own revenue (gross debtors)	Having the most 25% of debtors outstanding of own revenue (gross debtors) by 30 June 2023	30% of outstanding debtors	R2 430 685 897 outstanding	R2 430 685 897 outstanding	1	35%		👎	R 6027 343 731	Collection for July and August 2022 was impacted by late billing due to late closure of financial system in order to prepare AFS. This made it impossible for credit control actions to be implemented	Credit Control actions were started in late Aug 22 and are continuing into the new quarter which should increase the collections	Credit Control actions were started in late Aug 22 whereby Final Demands were sent out 14 days in advance before any disconnections and restrictions could be implemented	Reconciliation calculations. Detailed Billing list - first and last page		
			2																				
			3																				
			4																				
TL	Operational - Outcome 9 Output 8		REV2	Ngome	Municipal Financial Viability & Management	2.13%	To control debt management to ensure financial sustainability	Percentage of debt collected as a percentage of money owed to the municipality	Collecting at least 25% of debt of money owed to the municipality by 30 June 2023	% of outstanding debtors owing to Council at end of Quarter	R1 704 512 847 collected	R 422 504 854	1	25%		👎	R 846 547 832	Collection for July and August 2022 was impacted by late billing due to late closure of financial system in order to prepare AFS. This made it impossible for credit control actions to be implemented	Credit Control actions were started in late Aug 22 whereby Final Demands were sent out 14 days in advance before any disconnections and restrictions could be implemented	Reconciliation calculations			
			2																				
			3																				
			4																				
TL	Operational - Outcome 9 Output 8		REV3	Ngome	Municipal Financial Viability & Management	2.13%	To increase Payments Received to Monthly Levels (Collection rate of billings)	Percentage increase in annual service debtors collection rate by 30 June 2023	Increasing 2.1% (83.4% to 85.5%) in annual service debtors collection rate by 30 June 2023	R 0	R 21 000 258	R 422 504 854	1	54.0%		👎	R 846 547 832	Credit control actions were implemented and more revenue was collected in the month of September 2022	More credit control action will be implemented for all quarters of the year	Credit Control actions started in December 2022 and are continuing into the new quarter which should increase the collections	Credit Control actions started in December 2022 whereby Final Demands were sent out 14 days in advance before any disconnections and restrictions could be implemented	Prints & Calculations on Financial indicators	
			2																				
			3																				
			4																				
TL	Operational - Outcome 9 Output 6		REV4	Ngome	Service Delivery & Infrastructure Development	2.13%	Indigent Subsidy for Free Basic Service allocations to comply with legislation	Free value spend on free basic services	Spending on free basic services by 30 June 2023 - (Account holder)	R 231 886 258	R 200 774 802 spent	R 26 602 420	1	50%		👎	R 60 668 538	All indigent subsidy were cancelled at end of financial year June 2023. This process was due to some indigent process being cancelled coming forward approved. All approved indigent processes and new applications on the system	New application and registration were approved and currently applications are being captured and approved	Indigent section together with ward councillors are continuously working on the registration campaign	GCAP		
			2																				
			3																				
			4																				

MM  
L.D  
85  
[Signature]



Top Layer / Bottom Layer	Project ID	Budget Package	Item No	Responsible Person	Key Performance Area (KPA)	Back to Basics	Weighting	Objectives	Key Performance Indicators (KPI)	Annual Performance Target	Budget	Revised Target / Adjustments Budget	Base Line	Quarter	Quarterly Projected Target	Rating Key	Quarterly Actual Achievement	Actual Expenditure / Revenue	Reason for Deviation	Planned Benefits Action	Comments	Portfolio of Evidence
BL	Operational	N/A	REV5	Nkoume	Service Delivery & Infrastructure Development	Infrastructure Services	2.13%	Indigent Subsidy for Free Basic Services allocations to comply with legislation	Number of approved households with free basic services (indigents)	Approving at least 25 000 households with free basic services (indigents) by 30 June 2023	R 0		22 995 Approved households with free basic services	1	23 000 Hhs		13 841		New application and registration campaign was approved and currently applications are being captured and approved	Indigent section together with ward councillors are continuously working on the registration campaign	Indigent register	
TL	Operational	N/A	REV6	Nkoume	Service Delivery & Infrastructure Development	Infrastructure Services	2.13%	Indigent Subsidy for Free Basic Services allocations to comply with legislation	Percentage of households registered earning less than R4 000 per month	Registering at least 25% of households earning less than R4 000 per month by 30 June 2023 - (vs total active accounts)	R 0		20%	1	25%		12%		New application and registration campaign was approved and currently applications are being captured and approved	Indigent section together with ward councillors are continuously working on the registration campaign	Reconciliation calculations detailing billing list - front and last page	
TL	NKP - Indicator	N/A	REV7	Nkoume	Service Delivery & Infrastructure Development	Infrastructure Services	2.13%	Indigent Subsidy for Free Basic Services allocations to comply with legislation	Real value spent on free basic alternative services	Spending on free basic alternative services by 30 June 2023	R 31 754 400			1	25% R7 938 800		58%	R 19 814 850	Households on FBAE are due for re-identification and this should decrease the vote with less indigent receiving FBAE	Number of indigents for FBAE needs to decrease and price for paraffin also increased as a result of Russia and Ukraine war	GC40	
BL	Operational	59102907020EUMRCZZMM	REV8	Nkoume	Service Delivery & Infrastructure Development	Infrastructure Services	2.13%	Indigent Subsidy for Free Basic Services allocations to comply with legislation	Number of households with free basic alternative energy (indigents) approved	Approving at least 15 000 households with free basic alternative energy (indigents) by 30 June 2023	R 0		15 328 Approved households with free basic alternative energy	1	14 800 Hhs		15 682		Households on FBAE are due for re-identification and this should decrease the vote with less indigent receiving FBAE	Number of indigents for FBAE increased due to informal settlements	Indigent register	
													2	14 800 Hhs		15 682						
													3	14 950 Hhs								
													4	15 000 Hhs								

MM  
L.D  
S.B  
chik

Top Layer / Bottom Layer	DP Linkage / Project ID	Budget Linkage	Item No	Responsible Person	Key Performance Area (KPA)	Back to Basics	Weighting	Objectives	Key Performance Indicators (KPI)	Annual Performance Target	Budget	Revised Target / Adjustment Budget	Base Line	Quarter	Quarterly Projected Target	Rating Key	Quarterly Actual Achievement	Actual Expenditure / Revenue	Reason for Deviation	Planned Remedial Action	Comments	Portfolio of Evidence		
BL			REV0	Nkomo	Municipal Financial Viability & Management	Back to Basics	2.13%	To effectively do revenue collection to ensure sound financial matters	Rand value revenue collected from electricity sales	Collecting actual revenue from electricity sales (conventional meters) by 30 June 2023	R 691 341 118		R402 540 337	1	25% R172 365 280		22%	R143 623 397	Purchases of electricity is just under the estimate for the quarter. This can be improved by implementing credit control policy	Purchases of electricity is just under the estimate for the quarter. This can be improved by implementing credit control policy	More credit control actions needs to be taken	GC40		
BL			REV10	Nkomo	Municipal Financial Viability & Management	Back to Basics	2.13%	To effectively do revenue collection to ensure sound financial matters	Rand value revenue collected from prepaid electricity sales	Collecting revenue from prepaid electricity sales by 30 June 2023	R 9723 984		R402 540 337	2	50% R346 670 659		41.0%	R259 903 362	Purchases of electricity is just under the estimate for the quarter. This can be improved by implementing credit control policy	Purchases of electricity is just under the estimate for the quarter. This can be improved by implementing credit control policy	More credit control actions needs to be taken	GC40		
BL			REV11	Nkomo	Municipal Financial Viability & Management	Back to Basics	2.13%	To effectively do revenue collection to ensure sound financial matters	Rand value revenue collected from water sales	Collecting revenue from water sales (conventional meters) by 30 June 2023	R 818 733 502		R7 852 339	3	75% R518 056 039								GC40	
BL			REV11	Nkomo	Municipal Financial Viability & Management	Back to Basics	2.13%	To effectively do revenue collection to ensure sound financial matters	Rand value revenue collected from water sales	Collecting revenue from water sales (conventional meters) by 30 June 2023	R 818 733 502		R7 852 339	4	100% R973 723 894								GC40	
BL			REV11	Nkomo	Municipal Financial Viability & Management	Back to Basics	2.13%	To effectively do revenue collection to ensure sound financial matters	Rand value revenue collected from water sales	Collecting revenue from water sales (conventional meters) by 30 June 2023	R 818 733 502		R7 852 339	1	25% R154 863 368		19%	R136 011 945	The sale of water was 6% below the target this means more consumers are not paying for water usage	The sale of water was 6% below the target this means more consumers are not paying for water usage	Credit control actions needs to be taken for consumers not paying for water usage	GC40		
TL			RM1	MSebeni	Municipal Financial Viability & Management	Back to Basics	2.13%	To collect revenue for property rates to comply with legislation (implementation of the Municipal Property Rates Act, 2004 (Act no. 6 of 2004)	Rand value revenue collected from budgeted revenue for property rates	Collecting at least 81% of budgeted revenue for property rates by 30 June 2023	81% of R 385 239 000		R594 293 223	2	50% R300 366 751		43%	R 303 139 493	The sale of water is 7% below the target this means more consumers are not paying for water usage as they should be	Credit control actions needs to be taken for consumers not paying for water usage				
TL			RM1	MSebeni	Municipal Financial Viability & Management	Back to Basics	2.13%	To collect revenue for property rates to comply with legislation (implementation of the Municipal Property Rates Act, 2004 (Act no. 6 of 2004)	Rand value revenue collected from budgeted revenue for property rates	Collecting at least 81% of budgeted revenue for property rates by 30 June 2023	81% of R 385 239 000		R594 293 223	3	75% R464 050 137									
TL			RM1	MSebeni	Municipal Financial Viability & Management	Back to Basics	2.13%	To collect revenue for property rates to comply with legislation (implementation of the Municipal Property Rates Act, 2004 (Act no. 6 of 2004)	Rand value revenue collected from budgeted revenue for property rates	Collecting at least 81% of budgeted revenue for property rates by 30 June 2023	81% of R 385 239 000		R594 293 223	4	100% R818 733 502									
TL			RM1	MSebeni	Municipal Financial Viability & Management	Back to Basics	2.13%	To collect revenue for property rates to comply with legislation (implementation of the Municipal Property Rates Act, 2004 (Act no. 6 of 2004)	Rand value revenue collected from budgeted revenue for property rates	Collecting at least 81% of budgeted revenue for property rates by 30 June 2023	81% of R 385 239 000		R594 293 223	1	10% R39 305 590		26%	R 107 726 589	One of payments received from MMs/Government. Annual payments are made	One of payments received from MMs/Government. Annual payments are made	Government departments's outstanding debts payments	Leaves vs Received Receipts rates reports (BPR41)		
TL			RM1	MSebeni	Municipal Financial Viability & Management	Back to Basics	2.13%	To collect revenue for property rates to comply with legislation (implementation of the Municipal Property Rates Act, 2004 (Act no. 6 of 2004)	Rand value revenue collected from budgeted revenue for property rates	Collecting at least 81% of budgeted revenue for property rates by 30 June 2023	81% of R 385 239 000		R594 293 223	2	45% R164 380 050		33%	R 83 377 227	Government departments's outstanding debts payments	Government departments's outstanding debts payments				
TL			RM1	MSebeni	Municipal Financial Viability & Management	Back to Basics	2.13%	To collect revenue for property rates to comply with legislation (implementation of the Municipal Property Rates Act, 2004 (Act no. 6 of 2004)	Rand value revenue collected from budgeted revenue for property rates	Collecting at least 81% of budgeted revenue for property rates by 30 June 2023	81% of R 385 239 000		R594 293 223	3	65% R237 437 650									
TL			RM1	MSebeni	Municipal Financial Viability & Management	Back to Basics	2.13%	To collect revenue for property rates to comply with legislation (implementation of the Municipal Property Rates Act, 2004 (Act no. 6 of 2004)	Rand value revenue collected from budgeted revenue for property rates	Collecting at least 81% of budgeted revenue for property rates by 30 June 2023	81% of R 385 239 000		R594 293 223	4	81% R295 844 090									
BL			RM2	MSebeni	Municipal Financial Viability & Management	Good Governance	2.13%	To improve the financial sustainability of the municipality and optimization of revenue	Percentage of all identified incorrect billed properties corrected	Correcting at least 100% of all identified incorrect billed properties by 30 June 2023	R 0		R594 293 223	1	100% Number of incorrect billed properties identified / Number of accounts corrected		100%			1. Clearance applications 655 2. Clearance certificates issued 259 3. Ownership transfer 402 4. MPRSA Section 78 - 424 5. Occupational certificates & special consolidations, special consents, occupational certificates, DBS/41	1. Clearance applications 655 2. Clearance certificates issued 259 3. Ownership transfer 402 4. MPRSA Section 78 - 424 5. Occupational certificates & special consolidations, special consents, occupational certificates, DBS/41	Updated valuation roll, GC40 Town proclamations, scheme changes, subdivisions, consolidations, special consents, occupational certificates, DBS/41 report, Soc 76 reports, Mailed reports		
BL			RM2	MSebeni	Municipal Financial Viability & Management	Good Governance	2.13%	To improve the financial sustainability of the municipality and optimization of revenue	Percentage of all identified incorrect billed properties corrected	Correcting at least 100% of all identified incorrect billed properties by 30 June 2023	R 0		R594 293 223	2	100% Number of incorrect billed properties identified / Number of accounts corrected		100%			1. Clearance applications 655 2. Clearance certificates issued 259 3. Ownership transfer 402 4. MPRSA Section 78 - 424 5. Occupational certificates & special consolidations, special consents, occupational certificates, DBS/41	1. Clearance applications 655 2. Clearance certificates issued 259 3. Ownership transfer 402 4. MPRSA Section 78 - 424 5. Occupational certificates & special consolidations, special consents, occupational certificates, DBS/41	Updated valuation roll, GC40 Town proclamations, scheme changes, subdivisions, consolidations, special consents, occupational certificates, DBS/41 report, Soc 76 reports, Mailed reports		
BL			RM2	MSebeni	Municipal Financial Viability & Management	Good Governance	2.13%	To improve the financial sustainability of the municipality and optimization of revenue	Percentage of all identified incorrect billed properties corrected	Correcting at least 100% of all identified incorrect billed properties by 30 June 2023	R 0		R594 293 223	3	100% Number of incorrect billed properties identified / Number of accounts corrected		100%			1. Clearance applications 655 2. Clearance certificates issued 259 3. Ownership transfer 402 4. MPRSA Section 78 - 424 5. Occupational certificates & special consolidations, special consents, occupational certificates, DBS/41	1. Clearance applications 655 2. Clearance certificates issued 259 3. Ownership transfer 402 4. MPRSA Section 78 - 424 5. Occupational certificates & special consolidations, special consents, occupational certificates, DBS/41	Updated valuation roll, GC40 Town proclamations, scheme changes, subdivisions, consolidations, special consents, occupational certificates, DBS/41 report, Soc 76 reports, Mailed reports		
BL			RM2	MSebeni	Municipal Financial Viability & Management	Good Governance	2.13%	To improve the financial sustainability of the municipality and optimization of revenue	Percentage of all identified incorrect billed properties corrected	Correcting at least 100% of all identified incorrect billed properties by 30 June 2023	R 0		R594 293 223	4	100% Number of incorrect billed properties identified / Number of accounts corrected		100%			1. Clearance applications 655 2. Clearance certificates issued 259 3. Ownership transfer 402 4. MPRSA Section 78 - 424 5. Occupational certificates & special consolidations, special consents, occupational certificates, DBS/41	1. Clearance applications 655 2. Clearance certificates issued 259 3. Ownership transfer 402 4. MPRSA Section 78 - 424 5. Occupational certificates & special consolidations, special consents, occupational certificates, DBS/41	Updated valuation roll, GC40 Town proclamations, scheme changes, subdivisions, consolidations, special consents, occupational certificates, DBS/41 report, Soc 76 reports, Mailed reports		

MM  
D-D  
S.S  
R

Top Layer / Bottom Layer	IDP Linkage / Project ID	Budget Linkage	Item No	Responsible Person	Key Performance Area (KPA)	Back to Basics	Weighting	Objectives	Key Performance Indicators (KPI)	Annual Performance Target	Budget	Revised Target / Adjustment Budget	Base Line	Quarter	Quarterly Projected Target	Rating Key	Quarterly Actual Achievement	Actual Expenditure / Revenue	Reason for Deviation	Planned Remedial Action	Comments	Portfolio of Evidence
BL	Operational	N/A	RM3	N Keshiwe	Municipal Financial Viability & Management	Good Governance	2.13%	To improve the financial sustainability of the municipality and optimization of revenue	Percentage of consumer accounts levied before or on 25 of each month	Levying at least 88% of all consumer accounts before or on 25 of each month by 30 June 2022	R 0		58% of all consumer accounts levied before or on 25th of each month (12 Months / 7 months in which accounts were levied before or on 25th of each month)	1	88% Number of months / Number of months in which accounts were levied before or on 25 of each month		0% 3 months / 10 month in which accounts were levied before or on 25 of each month		Due to financial year end 2021/2022 accounts in the system were opened in respect 8 backlogging interruptions. New billing schedule could not be implemented as planned.	Though we were affected by this challenge, we will work hard towards addressing billing penalties	10 Aug 2022 = 124 933 30 Aug 2022 = 115 594 30 Sep 2022 = 115 594	Cyberlaw reports
BL	Operational	N/A	EXP1	J Letliso	Municipal Financial Viability & Management	Financial Management	2.13%	To control credit management to ensure timely payment of creditors and service providers	Percentage of payments within 30 days from date of invoice / statement	Settling at least 25% of all payments (creditors) done within 30 days of receipt of invoice / statement by 30 June 2022	R 0		25%	1	25% Payment percentage 22% Outstanding Creditors: R2 871 910 351 58 Payments made: R1 859 802,36 Total: R1 859 802,36 Total: 150,05 May=58, August=15% September		Payment percentage 22% Outstanding Creditors: R2 871 910 351 58 Payments made: R1 859 802,36 Total: R1 859 802,36 Total: 150,05 May=58, August=15% September		Cloud-19 affect the collection rate and reduce the speed rate of payment to service providers	Revenue enhancement project will address the current status	Daily cash flow meetings are in place to prioritize payments	Protocols from age analyze and interpretation there of
BL	Operational	N/A	CS11	N Keshiwe	Good Governance and Public Participation	Good Governance	2.13%	To ensure necessary stock items to enhance service delivery	Percentage of items on stock list for central stores	Ensuring 75% of all requested stock items (as per approved stock list) be made available to the requesting department within 3 working days by 30 June 2022	R 0		0% settled	2	75% No received / No of stock issues with 3 working days		Procurement of items on stock list for central stores 75% Procurement of items on stock list for central stores 75%		Cloud-19 affect the collection rate and reduce the speed rate of payment to service providers	Revenue enhancement project will address the current status	Daily cash flow meetings are in place to prioritize payments	Approved Stock Item List Copy of request Copy of date of issuing


Handwritten notes and initials: MM, D.O, A.S, and other illegible marks.

Top Layer / Bottom Layer	EPF Linkage / Project ID	Budget Usage	Item No	Responsible Person	Key Performance Indicators (KPI)	Objectives	Key Performance Indicators (KPI)	Annual Performance Target	Budget	Revised Target / Adjustment Budget	Base Line	Quarter	Quarterly Target	Rating Key	Quarterly Actual Achievement	Actual Expenditure / Revenue	Reason for Deviation	Planned Remedial Action	Comments	Portfolio of Evidence
BL	Operational	N/A	SCM1	Negative	Good Governance and Public Participation	Financial Management	2.13%	To comply with legal requirements (Section 28 of the SCM Regulation) (SCM Policy of CoM)	Percentage of recommendations on tenders / projects of allocated tenders are approved	Ensuring 85% of all the recommendations forwarded to the Office of the Municipal Manager for approval, appointment letters and resolution by 30 June 2023	R 0	100%	25 Recommended / 25 Forwarded	1	98% No received / No Forwarded	100% 2 received / 2 Forwarded				Tender register Minutes of Adjudication Committee
BL	Operational	N/A	SCM2	Negative	Good Governance and Public Participation	Financial Management	2.13%	Ensure that all supply chain management awards are published on the municipal website as required by the MFMA	Percentage of supply chain contracts published on the municipal website	Forwarding 100% of all supply chain management contracts in terms of Section 75(1)(g) of the MFMA to the ICT section for publishing on the municipal website by 30 June 2023	R 0	100%	66 Forwarded / 66 Published	1	100% No received / No Forwarded	100% 2 received / 2 Forwarded				Mobile application form Copy of website
BL	Operational	N/A	SCM3	Negative	Good Governance and Public Participation	Financial Management	2.13%	To implement internal co-operation and comply with legislation	Percentage of bid committee process plan for each advertised specification completed	Complying 100% of bid committees process plan for specification by 30 June 2023	R 0	100%	30 Specification Received / 30 Bid committee process plans compiled	1	100% No of received specifications documents / No of bid committee process plans compiled	100% 10 received specifications documents / 10 bid committee process plans compiled				Specification request Bid process plan Updated bid process plan

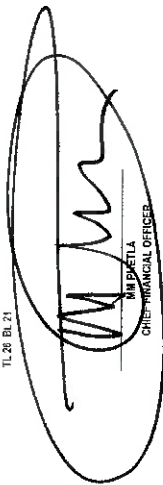
MM  
 ✓  
 0.7  
 5.8

Top Layer / Bottom Layer	IDP Linkage / Project ID	Budget Linkage	Item No	Responsible Person	Key Performance Area (KPA)	Back to Basics	Weighting	Objectives	Key Performance Indicators (KPI)	Annual Performance Target	Budget	Revised Target / Adjustment Budget	Base Line	Quarter	Quarterly Projected Target	Rating Key	Quarterly Actual Achievement	Actual Expenditure / Revenue	Reason for Deviation	Planned Remedial Action	Comments	Portfolio of Evidence
BL	Operational	N/A	SCM4	N Kgalithe	Good Governance and Public Participation	Financial Management	2.13%	To implement Internal Co-operation and Controls to ensure compliance with legislation (Section 27 of SCM Regulation)	Percentage of all received specifications documents advertised correctly within 14 days	Advertising 100% of all received specifications documents correctly within 14 days by 30 June 2023	R 0		27 received specifications documents advertised within 14 working days	1	100% No of received specifications documents / No of received specifications documents advertised within 14 working days		80% 10 received specifications / 10 received specifications advertised within 14 working days / 6 Roll Over Received / 1 Specification Advertised		The department did not serve the committee with electronic copy of the specifications therefore items were referred to the next BSC meetings	BSC secretary to ensure necessary documents are submitted later pending out meeting invitations		Notices, Agendas, Minutes & Attendance Register
BL	Operational	N/A	SCM5	N Kgalithe	Good Governance and Public Participation	Financial Management	2.13%	To implement Internal Co-operation and Controls to ensure compliance with legislation (Section 28 of SCM Regulation)	Percentage of received tender documents successful evaluated with in 45 working days	Evaluating 100% of all received tender documents successful with in 45 working days by 30 June 2023	R 0		51 Tender documents received / 23 Specifications documents received / 17 received specifications documents advertised	1	100% No of tender documents received / No of successful evaluated within 45 working days		100% 3 tender documents received / 3 successful evaluation within 45 working days		The User department submitted inadequate BOC information User Department did not attend BSC as he was attending a training therefore items were deferred to the next BSC meetings	BSC chairperson/ Demand Management to assist the user department with the correct BOC before serving to BSC BSC Chairperson to report in writing user department that are not present during BSC Meeting		Notices, Agendas, Evaluation report & Attendance Register
BL	Operational	N/A	SCM6	N Kgalithe	Good Governance and Public Participation	Financial Management	2.13%	To implement Internal Co-operation and Controls to ensure compliance with legislation (Section 29 of SCM Regulation)	Percentage of all adjudicated tenders successful adjudicated within 45 working days	Adjudicating 100% of all adjudicated tenders successful within 45 working days by 30 June 2023	R 0		40 Tender documents received / 38 successful adjudicated within 45 working days	1	100% No of tender documents received / No of successful adjudicated within 45 working days		100% 3 tender documents received / 3 successful adjudicated within 45 working days / 1 Roll Over / 1 Adjudicated					Notices, Agendas, Minutes & Attendance Register Adjudication report

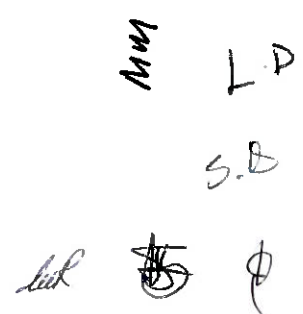
Handwritten notes and signatures at the bottom right of the page, including initials and the name 'MM'.

Top Layer / Bottom Layer	IP (Measure / Project ID)	Budget Labels	Item No	Responsible Person	Key Performance Area (KPA)	Back to Basics	Weighting	Objectives	Key Performance Indicators (KPI)	Annual Performance Target	Budget	Revised Target / Adjustment Budget	Base Line	Quarter	Quarterly Target	Rating Key	Quarterly Actual Achievement	Actual Expenditure / Revenue	Reason for Deviation	Planned Remedial Action	Comments	Portfolio of Evidence	
TL	Compliance Outcome 9 Output 6	N/A	SCM	N Key/Active	Good Governance and Public Participation	Back to Basics	2.13%	To implement a Supply Chain Management policy to comply with legislation	Number of SCM reports submitted to Council on the SCM policy implementation by 30 June 2023	Submitting 4 quarterly reports on the implementation of SCM policy to council by 30 June 2023	R 0		3 Reports submitted to Council	1	1 Quarterly report submitted to Council	1 Quarterly report submitted to Council 1 Roll Over / 1 Submitted to Council	1 Quarterly report submitted to Council 1 Roll Over / 1 Submitted to Council				Report re-submitted as it was referred back for corrections		SCM Report Resolution
														2	1 Quarterly report submitted to Council		1 Quarterly report submitted to Council 2 Roll Over / 2 Submitted (Deal) to Council			CC 18/02/2022, CC 18/7/2022			
														3	1 Quarterly report submitted to Council								
														4	1 Quarterly report submitted to Council								

KPIs-47  
TL 26 BL 21  
100%

  
CHIEF FINANCIAL OFFICER

  
LEASMETO  
MUNICIPAL MANAGER



PA/CP/CA NAME: EA/C/CH/CA

Performance Indicator	Date element	2022/23				2023/24			
		2022/23	2022/23	2022/23	2022/23	2023/24	2023/24	2023/24	2023/24
ED115	Percentage of total revenue spending expenditure on contracted services (excluding utility charges) in the financial year (ED115)	67.4%	65.2%	69.6%	63.4%	69.6%	63.4%	69.6%	63.4%
ED127	Top management capability (ED127)	100%	100%	100%	100%	100%	100%	100%	100%

Performance Indicator	Date element	2022/23				2023/24			
		2022/23	2022/23	2022/23	2022/23	2023/24	2023/24	2023/24	2023/24
ED132	Percentage of total revenue spending expenditure on contracted services (excluding utility charges) in the financial year (ED132)	27.6%	40.9%	49.8%	24.1%	49.8%	24.1%	49.8%	24.1%
ED133	Top management capability (ED133)	100%	100%	100%	100%	100%	100%	100%	100%

Performance Indicator	Date element	2022/23				2023/24			
		2022/23	2022/23	2022/23	2022/23	2023/24	2023/24	2023/24	2023/24
ED134	Percentage of total revenue spending expenditure on contracted services (excluding utility charges) in the financial year (ED134)	8.3%	8.7%	11.7%	1.6%	8.7%	11.7%	1.6%	8.7%
ED135	Top management capability (ED135)	100%	100%	100%	100%	100%	100%	100%	100%

Performance Indicator	Date element	2022/23				2023/24			
		2022/23	2022/23	2022/23	2022/23	2023/24	2023/24	2023/24	2023/24
ED136	Percentage of total revenue spending expenditure on contracted services (excluding utility charges) in the financial year (ED136)	17.7%	17.7%	17.7%	17.7%	17.7%	17.7%	17.7%	17.7%
ED137	Top management capability (ED137)	100%	100%	100%	100%	100%	100%	100%	100%

Performance Indicator	Date element	2022/23				2023/24			
		2022/23	2022/23	2022/23	2022/23	2023/24	2023/24	2023/24	2023/24
ED138	Percentage of total revenue spending expenditure on contracted services (excluding utility charges) in the financial year (ED138)	2.2%	2.0%	2.0%	2.0%	2.0%	2.0%	2.0%	2.0%
ED139	Top management capability (ED139)	100%	100%	100%	100%	100%	100%	100%	100%

Performance Indicator	Date element	2022/23				2023/24			
		2022/23	2022/23	2022/23	2022/23	2023/24	2023/24	2023/24	2023/24
ED140	Percentage of total revenue spending expenditure on contracted services (excluding utility charges) in the financial year (ED140)	19.4%	19.4%	19.4%	19.4%	19.4%	19.4%	19.4%	19.4%
ED141	Top management capability (ED141)	100%	100%	100%	100%	100%	100%	100%	100%

Performance Indicator	Date element	2022/23				2023/24			
		2022/23	2022/23	2022/23	2022/23	2023/24	2023/24	2023/24	2023/24
ED142	Percentage of total revenue spending expenditure on contracted services (excluding utility charges) in the financial year (ED142)	1.4%	1.4%	1.4%	1.4%	1.4%	1.4%	1.4%	1.4%
ED143	Top management capability (ED143)	100%	100%	100%	100%	100%	100%	100%	100%

Performance Indicator	Date element	2022/23				2023/24			
		2022/23	2022/23	2022/23	2022/23	2023/24	2023/24	2023/24	2023/24
ED144	Percentage of total revenue spending expenditure on contracted services (excluding utility charges) in the financial year (ED144)	1.4%	1.4%	1.4%	1.4%	1.4%	1.4%	1.4%	1.4%
ED145	Top management capability (ED145)	100%	100%	100%	100%	100%	100%	100%	100%

Performance Indicator	Unit	Data source	Division (Assess Performance of)	Medium term target for 2020/21	Medium term target for 2020/21	Reasons for no data, delay, under/over or if not provided	Excluded data when
<b>OUTCOME INDICATORS FOR ANNUAL BUDGETING</b>							
503.1	Percentage of municipal debt development levy recovered	(1) Value of municipal debt development levy recovered (2) Value of the total quarterly debt development levy	54.4% R177,538.70 R303,237.87	50.7%			

BWC  
BDC

Performance Indicator	Unit	Data source	Division (Assess Performance of)	Medium term target for 2020/21	Medium term target for 2020/21	Reasons for no data, delay, under/over or if not provided	Excluded data when
<b>OUTCOME INDICATORS FOR ANNUAL BUDGETING</b>							
503.1	The Audit Opinion of the Auditor-General gives an indication of the credibility of the financial statements and provides assurance of financial	(1) Audit opinion (as defined in the 2019/20 of the Auditor-General Report 2019/20)	Unqualified Qualified	Unqualified	Check		

FR  
FN



# Local Government: Competency Framework for Senior Managers

**DIRECTOR: BUDGET  
AND TREASURY (CFO)  
MERCY MAEBE PHETLA**

CITY OF MATLOSANA  
Period 1 January 2023 until 30 June 2023

MM  
L.D  
S.B  
L.P  
S.B  
S.B

## LOCAL GOVERNMENT: COMPETENCY FRAMEWORK FOR SENIOR MANAGERS

### 1. Definitions

In this framework –

“**core competencies**” are competencies that cut across all levels of work in a municipality and enhance contextualised leadership that guarantees service delivery impact; and

“**leading competencies**” means competencies that are required to develop clear institutional strategy, initiate, drive and implement programs to achieve long-term sustainable and measurable service delivery performance results.

### 2. Competency Framework

- 2.1 This competency framework replaces regulation 26(8) of the Local Government: Municipal Performance Regulations for Municipal Managers and Managers directly accountable to Municipal Managers, (Government Notice No. 805) as published in *Government Gazette* No. 29089 of 1 August 2006.
- 2.2 A person appointed as a senior manager must have the competencies as set out in this framework. Focus must also be placed on the following key factors:
- Critical leading competencies that drive the strategic intent and direction of local government;
  - Core competencies which senior managers are expected to possess, and which drive the execution of the leading competencies; and
  - The eight Batho Pele principles.
- 2.3 The competency framework consists of six leading competencies which comprise of twenty (20) driving competencies that communicate what is expected for effective performance in local government.
- 2.4 The competency framework further involves six (6) core competencies that act as drivers to ensure that the leading competencies are executed at an optimal level.
- 2.5 There is no hierarchical connotation to the structure and all competencies are essential to the role of a senior manager to influence high performance. All competencies must therefore be considered as measurable and critical in assessing the level of a senior manager's performance.
- 2.6 The competency framework is underscored by four (5) achievement levels that act as benchmark and minimum requirements for other human capital interventions, which are, recruitment and selection, learning and development, succession planning, and promotion.

### 3. Competency Framework Structure

The competencies that appear in the competency framework are detailed below.

LEADING COMPETENCIES	
Strategic Direction and Leadership	<ul style="list-style-type: none"> <li>• Impact and Influence</li> <li>• Institutional Performance Management</li> <li>• Strategic Planning and Management</li> <li>• Organisational Awareness</li> </ul>
People Management	<ul style="list-style-type: none"> <li>• Human Capital Planning and Development</li> <li>• Diversity Management</li> <li>• Employee Relations Management</li> <li>• Negotiation and Dispute Management</li> </ul>

LD  
MM  
SB  
HR

Program and Project Management	<ul style="list-style-type: none"> <li>• Program and Project Planning and Implementation</li> <li>• Service Delivery Management</li> <li>• Program and Project Monitoring and Evaluation</li> </ul>
Financial Management	<ul style="list-style-type: none"> <li>• Budget Planning and Execution</li> <li>• Financial Strategy and Delivery</li> <li>• Financial Reporting and Monitoring</li> </ul>
Change Leadership	<ul style="list-style-type: none"> <li>• Change Vision and Strategy</li> <li>• Process Design and Improvement</li> <li>• Change Impact Monitoring and Evaluation</li> </ul>
Governance Leadership	<ul style="list-style-type: none"> <li>• Policy Formulation</li> <li>• Risk and Compliance Management</li> <li>• Cooperative Governance</li> </ul>
<b>CORE COMPETENCIES</b>	
Moral Competence	
Planning and Organising	
Analysis and Innovation	
Knowledge and Information Management	
Communication	
Results and Quality Focus	

#### 4. Minimum Requirements

The minimum requirements that accompany the competency framework, but do not govern the selected competencies, as set out in annexure B of the minimum competency requirements for Senior Managers, refer to the level of higher education qualification, work experience and knowledge that are needed to operate effectively in the local government environment.

MM  
L-D  
SIB  
J  
J

## 5. Competency Descriptions

<b>Cluster</b>	Leading Competencies		
<b>Competency Name</b>	Strategic Direction and Leadership		
<b>Competency Definition</b>	Provide and direct a vision for the institution, and inspire and deploy others to deliver on the strategic institutional mandate		
ACHIEVEMENT LEVELS			
BASIC	COMPETENT	ADVANCED	SUPERIOR
<ul style="list-style-type: none"> <li>Understand institutional and departmental strategic objectives, but lacks the ability to inspire others to achieve set mandate</li> <li>Describe how specific tasks link to institutional strategies but has limited influence in directing strategy</li> <li>Has a basic understanding of institutional performance management, but lacks the ability to integrate systems into a collective whole</li> <li>Demonstrate a basic understanding of key decision-makers</li> </ul>	<ul style="list-style-type: none"> <li>Give direction to a team in realising the institution's strategic mandate and set objectives</li> <li>Has a positive impact and influence on the morale, engagement and participation of team members</li> <li>Develop actions plans to execute and guide strategy implementation</li> <li>Assist in defining performance measures to monitor the progress and effectiveness of the institution</li> <li>Displays an awareness of institutional structures and political factors</li> <li>Effectively communicate barriers to execution to relevant parties</li> <li>Provide guidance to all stakeholders in the achievement of the strategic mandate</li> <li>Understand the aim and objectives of the institution and relate it to own work</li> </ul>	<ul style="list-style-type: none"> <li>Evaluate all activities to determine value and alignment to strategic intent</li> <li>Display in-depth knowledge and understanding of strategic planning</li> <li>Align strategy and goals across all functional areas</li> <li>Actively define performance measures to monitor the progress and effectiveness of the institution</li> <li>Consistently challenge strategic plans to ensure relevance</li> <li>Understand institutional structures and political factors, and the consequences of actions</li> <li>Empower others to follow strategic direction and deal with complex situations</li> <li>Guide the institution through complex and ambiguous concern</li> <li>Use understanding of power relationships and dynamic tensions among key players to frame communications and develop strategies, positions and alliances</li> </ul>	<ul style="list-style-type: none"> <li>Structure and position the institution to local government priorities</li> <li>Actively use in-depth knowledge and understanding to develop and implement a comprehensive institutional framework</li> <li>Hold self accountable for strategy execution and results</li> <li>Provide impact and influence through building and maintaining strategic relationships</li> <li>Create an environmental that facilitates loyalty and innovation Display a superior level of self-discipline and integrity in actions</li> <li>Integrate various systems into a collective whole to optimise institutional performance management</li> <li>Uses understanding of competing interests to manoeuvre successfully to a win/win outcome</li> </ul>

MM  
L-D  
SIB  
RP  
8

<b>Cluster</b>	Leading Competencies		
<b>Competency Name</b>	People Management		
<b>Competency Definition</b>	Effectively manage, inspire and encourage people, respect diversity, optimise talent and build and nurture relationships in order to achieve institutional objectives		
<b>ACHIEVEMENT LEVELS</b>			
<b>BASIC</b>	<b>COMPETENT</b>	<b>ADVANCED</b>	<b>SUPERIOR</b>
<ul style="list-style-type: none"> <li>• Participate in team goal-setting and problem solving</li> <li>• Interact and collaborate with people of diverse backgrounds</li> <li>• Aware of guidelines for employee development, but requires support in implementing development initiatives</li> </ul>	<ul style="list-style-type: none"> <li>• Seek opportunities to increase team contribution and responsibility</li> <li>• Respect and support the diverse nature of others and be aware of the benefits of a diverse approach</li> <li>• Effectively delegate tasks and empower others to increase contribution and execute functions optimally</li> <li>• Apply relevant employee legislation fairly and consistently</li> <li>• Facilitate team goal-setting and problem-solving</li> <li>• Effectively identify capacity requirements to fulfil the strategic mandate</li> </ul>	<ul style="list-style-type: none"> <li>• Identify ineffective team and work processes and recommend remedial interventions</li> <li>• Recognise and reward effective and desired behaviour</li> <li>• Provide mentoring and guidance to others in order to increase personal effectiveness</li> <li>• Identify development and learning needs within the team</li> <li>• Build a work environment conducive to sharing, innovation, ethical behaviour and professionalism</li> <li>• Inspire a culture of performance excellence by giving positive and constructive feedback to the team</li> <li>• Achieve agreement or consensus in adversarial environments</li> <li>• Lead and unite diverse teams across divisions to achieve institutional objectives</li> </ul>	<ul style="list-style-type: none"> <li>• Develop and incorporate best practice people management processes, approaches and tools across the institution</li> <li>• Foster a culture of discipline, responsibility and accountability</li> <li>• Understand the impact of diversity in performance and actively incorporate a diversity strategy in the institution</li> <li>• Develop comprehensive integrated strategies and approaches to human capital development and management</li> <li>• Actively identify trends and predict capacity requirements to facilitate unified transition and performance management</li> </ul>

MM  
L.D

S.B

<b>Cluster</b>	Leading Competencies		
<b>Competency Name</b>	Program and Project Management		
<b>Competency Definition</b>	Able to understand program and project management methodology; plan, manage, monitor and evaluate specific activities in order to deliver on set objectives		
<b>ACHIEVEMENT LEVELS</b>			
<b>BASIC</b>	<b>COMPETENT</b>	<b>ADVANCED</b>	<b>SUPERIOR</b>
<ul style="list-style-type: none"> <li>• Initiate projects after approval from higher authorities</li> <li>• Understand procedures of program and project management methodology, implications and stakeholder involvement</li> <li>• Understand the rational of projects in relation to the institution's strategic objectives</li> <li>• Document and communicate factors and risk associated with own work</li> <li>• Use results and approaches of successful project implementation as guide</li> </ul>	<ul style="list-style-type: none"> <li>• Establish broad stakeholder involvement and communicate the project status and key milestones</li> <li>• Define the roles and responsibilities of the project team and create clarity around expectations</li> <li>• Find a balance between project deadline and the quality of deliverables</li> <li>• Identify appropriate project resources to facilitate the effective completion of the deliverables</li> <li>• Comply with statutory requirements and apply policies in a consistent manner</li> <li>• Monitor progress and use of resources and make needed adjustments to timelines, steps, and resource allocation</li> </ul>	<ul style="list-style-type: none"> <li>• Manage multiple programs and balance priorities and conflicts according to institutional goals</li> <li>• Apply effective risk management strategies through impact assessment and resource requirements</li> <li>• Modify project scope and budget when required without compromising the quality and objectives of the project</li> <li>• Involve top-level authorities and relevant stakeholders in seeking project buy-in</li> <li>• Identify and apply contemporary project management methodology</li> <li>• Influence and motivate project team to deliver exceptional results</li> <li>• Monitor policy implementation and apply procedures to manage risks</li> </ul>	<ul style="list-style-type: none"> <li>• Understand and conceptualise the long-term implications of desired project outcomes</li> <li>• Direct a comprehensive strategic macro and micro analysis and scope projects accordingly to realise institutional objectives</li> <li>• Consider and initiate projects that focus on achievement of the long-term objectives</li> <li>• Influence people in positions of authority to implement outcomes of projects</li> <li>• Lead and direct translation of policy into workable actions plans</li> <li>• Ensures that programs are monitored to track progress and optimal resource utilisation, and that adjustments are made as needed</li> </ul>

MM

L.D

S.B

L.H

S

S

<b>Cluster</b>	Leading Competencies		
<b>Competency Name</b>	Financial Management		
<b>Competency Definition</b>	Able to compile, plan and manage budgets, control cash flow, institute financial risk management and administer procurement processes in accordance with recognised financial practices. Further to ensure that all financial transactions are managed in an ethical manner		
<b>ACHIEVEMENT LEVELS</b>			
<b>BASIC</b>	<b>COMPETENT</b>	<b>ADVANCED</b>	<b>SUPERIOR</b>
<ul style="list-style-type: none"> <li>Understand basic financial concepts and methods as they relate to institutional processes and activities</li> <li>Display awareness into the various sources of financial data, reporting mechanisms, financial governance, processes and systems</li> <li>Understand the importance of financial accountability</li> <li>Understand the importance of asset control</li> </ul>	<ul style="list-style-type: none"> <li>Exhibit knowledge of general financial concepts, planning, budgeting, and forecasting and how they interrelate</li> <li>Assess, identify and manage financial risks</li> <li>Assume a cost-saving approach to financial management</li> <li>Prepare financial reports based on specified formats</li> <li>Consider and understand the financial implications of decisions and suggestions</li> <li>Ensure that delegation and instructions as required by National Treasury guidelines are reviewed and updated</li> <li>Identify and implement proper monitoring and evaluation practices to ensure appropriate spending against budget</li> </ul>	<ul style="list-style-type: none"> <li>Take active ownership of planning, budgeting, and forecast processes and provides credible answers to queries within own responsibility</li> <li>Prepare budgets that are aligned to the strategic objectives of the institution</li> <li>Address complex budgeting and financial management concerns</li> <li>Put systems and processes in place to enhance the quality and integrity of financial management practices</li> <li>Advise on policies and procedures regarding asset control</li> <li>Promote National Treasury's regulatory framework for Financial Management</li> </ul>	<ul style="list-style-type: none"> <li>Develop planning tools to assist in evaluating and monitoring future expenditure trends</li> <li>Set budget frameworks for the institution</li> <li>Set strategic direction for the institution on expenditure and other financial processes</li> <li>Build and nurture partnerships to improve financial management and achieve financial savings</li> <li>Actively identify and implement new methods to improve asset control</li> <li>Display professionalism in dealing with financial data and processes</li> </ul>

MM 2-D

S.B

Handwritten signatures and initials at the bottom right of the page.

<b>Cluster</b>	Leading Competencies		
<b>Competency Name</b>	Change Leadership		
<b>Competency Definition</b>	Able to direct and initiate institutional transformation on all levels in order to successfully drive and implement new initiatives and deliver professional and quality services to the community		
<b>ACHIEVEMENT LEVELS</b>			
<b>BASIC</b>	<b>COMPETENT</b>	<b>ADVANCED</b>	<b>SUPERIOR</b>
<ul style="list-style-type: none"> <li>• Display an awareness of change interventions, and the benefits of transformation initiatives</li> <li>• Able to identify basic needs for change</li> <li>• Identify gaps between the current and desired state</li> <li>• Identify potential risk and challenges to transformation, including resistance to change factors</li> <li>• Participate in change programs and piloting change interventions</li> <li>• Understand the impact of change interventions on the institution within the broader scope of local government</li> </ul>	<ul style="list-style-type: none"> <li>• Perform an analysis of the change impact on the social, political and economic environment</li> <li>• Maintain calm and focus during change</li> <li>• Able to assist team members during change and keep them focused on the deliverables</li> <li>• Volunteer to lead change efforts outside of own work team</li> <li>• Able to gain buy-in and approval for change from relevant stakeholders</li> <li>• Identify change readiness levels and assist in resolving resistance to change factors</li> <li>• Design change interventions that are aligned with the institution's strategic objectives and goals</li> </ul>	<ul style="list-style-type: none"> <li>• Actively monitor change impact and results and convey progress to relevant stakeholders</li> <li>• Secure buy-in and sponsorship for change initiatives</li> <li>• Continuously evaluate change strategy and design and introduce new approaches to enhance the institution's effectiveness</li> <li>• Build and nurture relationships with various stakeholders to establish strategic alliance in facilitating change</li> <li>• Take the lead in impactful change programs</li> <li>• Benchmark change interventions against best change practices</li> <li>• Understand the impact and psychology of change, and put remedial interventions in place to facilitate effective transformation</li> <li>• Take calculated risk and seek new ideas from best practice scenarios, and identify the potential for implementation</li> </ul>	<ul style="list-style-type: none"> <li>• Sponsor change agents and create a network of change leaders who support the interventions</li> <li>• Actively adapt current structures and processes to incorporate the change interventions</li> <li>• Mentor and guide team members on the effects of change, resistance factors and how to integrate change</li> <li>• Motivate and inspire others around change initiatives</li> </ul>

M.M

L.A

S.B







<b>Cluster</b>	Leading Competencies		
<b>Competency Name</b>	Governance Leadership		
<b>Competency Definition</b>	Able to promote, direct and apply professionalism in managing risk and compliance requirements and apply a thorough understanding of governance practices and obligations. Further, able to direct the conceptualisation of relevant policies and enhance cooperative governance relationships		
<b>ACHIEVEMENT LEVELS</b>			
<b>BASIC</b>	<b>COMPETENT</b>	<b>ADVANCED</b>	<b>SUPERIOR</b>
<ul style="list-style-type: none"> <li>• Display a basic awareness of risk, compliance and governance factors but require guidance and development in implementing such requirements</li> <li>• Understand the structure of cooperative government but requires guidance on fostering workable relationships between stakeholders</li> <li>• Provide input into policy formulation</li> </ul>	<ul style="list-style-type: none"> <li>• Display a thorough understanding of governance and risk and compliance factors and implement plans to address these</li> <li>• Demonstrate understanding of the techniques and processes for optimising risk taking decisions within the institution</li> <li>• Actively drive policy formulation within the institution to ensure the achievement of objectives</li> </ul>	<ul style="list-style-type: none"> <li>• Able to link risk initiatives into key institutional objectives and drivers</li> <li>• Identify, analyse and measure risk, create valid risk forecasts, and map risk profiles</li> <li>• Apply risk control methodology and approaches to prevent and reduce risk that impede on the achievement of institutional objectives</li> <li>• Demonstrate a thorough understanding of risk retention plans</li> <li>• Identify and implement comprehensive risk management systems and processes</li> <li>• Implement and monitor the formulation of policies, identify and analyse constraints and challenges with implementation and provide recommendations for improvement</li> </ul>	<ul style="list-style-type: none"> <li>• Demonstrate a high level of commitment in complying with governance requirements</li> <li>• Implement governance and compliance strategy to ensure achievement of institutional objectives within the legislative framework</li> <li>• Able to advise Local Government on risk management strategies, best practice interventions and compliance management</li> <li>• Able to forge positive relationships on cooperative governance level to enhance the effectiveness of local government</li> <li>• Able to shape, direct and drive the formulation of policies on a macro level</li> </ul>

L-D  
 MM  
 SB  
 (S)  
 J

<b>Cluster</b>	Core Competencies		
<b>Competency Name</b>	Moral Competence		
<b>Competency Definition</b>	Able to identify moral triggers, apply reasoning that promotes honesty and integrity and consistently display behaviour that reflects moral competence		
<b>ACHIEVEMENT LEVELS</b>			
<b>BASIC</b>	<b>COMPETENT</b>	<b>ADVANCED</b>	<b>SUPERIOR</b>
<ul style="list-style-type: none"> <li>Realise the impact of acting with integrity, but requires guidance and development in implementing principles</li> <li>Follow the basic rules and regulations of the institution</li> <li>Able to identify basic moral situations, but requires guidance and development in understanding and reasoning with moral intent</li> </ul>	<ul style="list-style-type: none"> <li>Conduct self in alignment with the values of Local Government and the institution</li> <li>Able to openly admit own mistakes and weaknesses and seek assistance from others when unable to deliver</li> <li>Actively report fraudulent activity and corruption within local government</li> <li>Understand and honour the confidential nature of matters without seeking personal gain</li> <li>Able to deal with situations of conflict of interest promptly and in the best interest of local government</li> </ul>	<ul style="list-style-type: none"> <li>Identify, develop, and apply measures of self-correction</li> <li>Able to gain trust and respect through aligning actions with commitments</li> <li>Make proposals and recommendations that are transparent and gain the approval of relevant stakeholders</li> <li>Present values, beliefs and ideas that are congruent with the institution's rules and regulations</li> <li>Takes an active stance against corruption and dishonesty when noted</li> <li>Actively promote the value of the institution to internal and external stakeholders</li> <li>Able to work in unity with a team and not seek personal gain</li> <li>Apply universal moral principles consistently to achieve moral decisions</li> </ul>	<ul style="list-style-type: none"> <li>Create an environment conducive of moral practices</li> <li>Actively develop and implement measures to combat fraud and corruption</li> <li>Set integrity standards and shared accountability measures across the institution to support the objectives of local government</li> <li>Take responsibility for own actions and decisions, even if the consequences are unfavourable</li> </ul>

<b>Cluster</b>	Core Competencies		
<b>Competency Name</b>	Planning and Organising		
<b>Competency Definition</b>	Able to plan, prioritise and organise information and resources effectively to ensure the quality of service delivery and build efficient contingency plans to manage risk		
<b>ACHIEVEMENT LEVELS</b>			
<b>BASIC</b>	<b>COMPETENT</b>	<b>ADVANCED</b>	<b>SUPERIOR</b>
<ul style="list-style-type: none"> <li>• Able to follow basic plans and organise tasks around set objectives</li> <li>• Understand the process of planning and organising but requires guidance and development in providing detailed and comprehensive plans</li> <li>• Able to follow existing plans and ensure that objectives are met</li> <li>• Focus on short-term objectives in developing plans and actions</li> <li>• Arrange information and resources required for a task, but require further structure and organisation</li> </ul>	<ul style="list-style-type: none"> <li>• Actively and appropriately organise information and resources required for a task</li> <li>• Recognise the urgency and importance of tasks</li> <li>• Balance short and long-term plans and goals and incorporate into the team's performance objectives</li> <li>• Schedule tasks to ensure they are performed within budget and with efficient use of time and resources</li> <li>• Measures progress and monitor performance results</li> </ul>	<ul style="list-style-type: none"> <li>• Able to define institutional objectives, develop comprehensive plans, integrate and coordinate activities, and assign appropriate resources for successful implementation</li> <li>• Identify in advance required stages and actions to complete tasks and projects</li> <li>• Schedule realistic timelines, objectives and milestones for tasks and projects</li> <li>• Produce clear, detailed and comprehensive plans to achieve institutional objectives</li> <li>• Identify possible risk factors and design and implement appropriate contingency plans</li> <li>• Adapt plans in light of changing circumstances</li> <li>• Prioritise tasks and projects according to their relevant urgency and importance</li> </ul>	<ul style="list-style-type: none"> <li>• Focus on broad strategies and initiatives when developing plans and actions</li> <li>• Able to project and forecast short, medium and long term requirements of the institution and local government</li> <li>• Translate policy into relevant projects to facilitate the achievement of institutional objectives</li> </ul>

<b>Cluster</b>	Core Competencies		
<b>Competency Name</b>	Analysis and Innovation		
<b>Competency Definition</b>	Able to critically analyse information, challenges and trends to establish and implement fact-based solutions that are innovative to improve institutional processes in order to achieve key strategic objectives		
<b>ACHIEVEMENT LEVELS</b>			
<b>BASIC</b>	<b>COMPETENT</b>	<b>ADVANCED</b>	<b>SUPERIOR</b>
<ul style="list-style-type: none"> <li>Understand the basic operation problem solving of analysis, but lack detail and thoroughness</li> <li>Able to balance independent analysis with requesting assistance from others</li> <li>Recommend new ways to perform tasks within own function</li> <li>Propose simple remedial interventions that marginally challenges the status quo</li> <li>Listen to the ideas and perspectives of others and explore opportunities to enhance such innovative thinking</li> </ul>	<ul style="list-style-type: none"> <li>Demonstrate Logical techniques and approaches and provide rationale for recommendations</li> <li>Demonstrate objectivity, insight, and thoroughness when analysing problems</li> <li>Able to break down complex problems into manageable parts and identify solutions</li> <li>Consult internal and external stakeholders on opportunities to improve processes and service delivery</li> <li>Clearly communicate the benefits of new opportunities and innovative solutions to stakeholders</li> <li>Continuously identify opportunities to enhance internal processes</li> <li>Identify and analyse opportunities conducive to innovative approaches and propose remedial intervention</li> </ul>	<ul style="list-style-type: none"> <li>Coaches team members on analytical and innovative approaches and techniques</li> <li>Engage with appropriate individuals in analysing and resolving complex problems</li> <li>Identify solutions on various areas in the institution</li> <li>Formulate and implement new ideas throughout the institution</li> <li>Able to gain approval and buy-in for proposed interventions from relevant stakeholders</li> <li>Identify trends and best practices in process and service delivery and propose institutional application</li> <li>Continuously engage in research to identify client needs</li> </ul>	<ul style="list-style-type: none"> <li>Demonstrate complex analytical and problem solving approaches and techniques</li> <li>Create an environment conducive to analytical and fact-based problem-solving</li> <li>Analyse, recommend solutions and monitor trends in key challenges to prevent and manage occurrence</li> <li>Create an environment that fosters innovative thinking and follows a learning organisation approach</li> <li>Be a thought leader on innovative customer service delivery, and process optimisation</li> <li>Play an active role in sharing best practice solutions and engage in national and international local government seminars and conferences</li> </ul>


<b>Cluster</b>	Core Competencies		
<b>Competency Name</b>	Knowledge and Information Management		
<b>Competency Definition</b>	Able to promote the generation and sharing of knowledge and information through various processes and media, in order to enhance the collective knowledge base of local government		
<b>ACHIEVEMENT LEVELS</b>			
<b>BASIC</b>	<b>COMPETENT</b>	<b>ADVANCED</b>	<b>SUPERIOR</b>
<ul style="list-style-type: none"> <li>• Collect, categorise and track relevant information required for specific tasks and projects</li> <li>• Analyse and interpret information to draw conclusions</li> <li>• Seek new sources of information to increase the knowledge base</li> <li>• Regularly share information and knowledge with internal stakeholders and team members</li> </ul>	<ul style="list-style-type: none"> <li>• Use appropriate information systems and technology to manage institutional knowledge and information sharing</li> <li>• Evaluate data from various sources and use information effectively to influence decisions and provide solutions</li> <li>• Actively create mechanisms and structures for sharing of information</li> <li>• Use external and internal resources to research and provide relevant and cutting-edge knowledge to enhance institutional effectiveness and efficiency</li> </ul>	<ul style="list-style-type: none"> <li>• Effectively predict future information and knowledge management requirements and systems</li> <li>• Develop standards and processes to meet future knowledge management needs</li> <li>• Share and promote best- practice knowledge management across various institutions</li> <li>• Establish accurate measures and monitoring systems for knowledge and information management</li> <li>• Create a culture conducive of learning and knowledge sharing</li> <li>• Hold regular knowledge and information sharing sessions to elicit new ideas and share best practice approaches</li> </ul>	<ul style="list-style-type: none"> <li>• Create and support a vision and culture where team members are empowered to seek, gain and share knowledge and information</li> <li>• Establish partnerships across local government to facilitate knowledge management</li> <li>• Demonstrate a mature approach to knowledge and information sharing with an abundance and assistance approach</li> <li>• Recognise and exploit knowledge points in interactions with internal and external stakeholders</li> </ul>

MAN  
L-D  
S.B  
L.H  
J

<b>Cluster</b>	Core Competencies		
<b>Competency Name</b>	Communication		
<b>Competency Definition</b>	Able to share information, knowledge and ideas in a clear, focused and concise manner appropriate for the audience in order to effectively convey, persuade and influence stakeholders to achieve the desired outcome		
<b>ACHIEVEMENT LEVELS</b>			
<b>BASIC</b>	<b>COMPETENT</b>	<b>ADVANCED</b>	<b>SUPERIOR</b>
<ul style="list-style-type: none"> <li>• Demonstrate an understanding for communication levers and tools appropriate for the audience, but requires guidance in utilising such tools</li> <li>• Express ideas in a clear and focused manner, but does not always take the needs of the audience into consideration</li> <li>• Disseminate and convey information and knowledge adequately</li> </ul>	<ul style="list-style-type: none"> <li>• Express ideas to individuals and groups in formal and informal settings in a manner that is interesting and motivating</li> <li>• Able to understand, tolerate and appreciate diverse perspectives, attitudes and beliefs</li> <li>• Adapt communication content and style to suit the audience and facilitate optimal information transfer</li> <li>• Deliver content in a manner that gains support, commitment and agreement from relevant stakeholders</li> <li>• Compile clear focused, concise and well-structured written documents</li> </ul>	<ul style="list-style-type: none"> <li>• Effectively communicate high-risk and sensitive matters to relevant stakeholders</li> <li>• Develop a well-defined communication strategy</li> <li>• Balance political perspectives with institutional needs when communicating viewpoints on complex issues</li> <li>• Able to effectively direct negotiations around complex matters and arrive at a win-win situation that promotes Batho Pele principles</li> <li>• Market and promote the institution to external stakeholders and seek to enhance a positive image of the institution</li> <li>• Able to communicate with the media with high levels of moral competence and discipline</li> </ul>	<ul style="list-style-type: none"> <li>• Regarded as a specialist in negotiations and representing the institution</li> <li>• Able to inspire and motivate others through positive communication that is impactful and relevant</li> <li>• Creates an environment conducive to transparent and productive communication and critical and appreciative conversations</li> <li>• Able to coordinate negotiations at different levels within local government and externally</li> </ul>

MM LUB  
S.B  
dit

<b>Cluster</b>	Core Competencies		
<b>Competency Name</b>	Results and Quality Focus		
<b>Competency Definition</b>	Able to maintain high quality standards, focus on achieving results and objectives while consistently striving to exceed expectations and encourage others to meet quality standards. Further, to actively monitor and measure results and quality against identified objectives		
<b>ACHIEVEMENT LEVELS</b>			
<b>BASIC</b>	<b>COMPETENT</b>	<b>ADVANCED</b>	<b>SUPERIOR</b>
<ul style="list-style-type: none"> <li>Understand quality of work but requires guidance in attending to important matters</li> <li>Show a basic commitment to achieving the correct results</li> <li>Produce the minimum level of results required in the role</li> <li>Produce outcomes that is of a good standard</li> <li>Focus on the quantity of output but requires development in incorporating the quality of work</li> <li>Produce quality work in general circumstances, but fails to meet expectation when under pressure</li> </ul>	<ul style="list-style-type: none"> <li>Focus on high-priority actions and does not become distracted by lower-priority activities</li> <li>Display firm commitment and pride in achieving the correct results</li> <li>Set quality standards and design processes and tasks around achieving set standards</li> <li>Produce output of high quality</li> <li>Able to balance the quantity and quality of results in order to achieve objectives</li> <li>Monitors progress, quality of work, and use of resources; provide status updates, and make adjustments as needed</li> </ul>	<ul style="list-style-type: none"> <li>Consistently verify own standards and outcomes to ensure quality output</li> <li>Focus on the end result and avoids being distracted</li> <li>Demonstrate a determined and committed approach to achieving results and quality standards</li> <li>Follow task and projects through to completion</li> <li>Set challenging goals and objectives to self and team and display commitment to achieving expectations</li> <li>Maintain a focus on quality outputs when placed under pressure</li> <li>Establishing institutional systems for managing and assigning work, defining responsibilities, tracking, monitoring and measuring success, evaluating and valuing the work of the institution</li> </ul>	<ul style="list-style-type: none"> <li>Coach and guide others to exceed quality standards and results</li> <li>Develop challenging, client-focused goals and sets high standards for personal performance</li> <li>Commit to exceed the results and quality standards, monitor own performance and implement remedial interventions when required</li> <li>Work with team to set ambitious and challenging team goals, communicating long-and short-term expectations</li> <li>Take appropriate risks to accomplish goals</li> <li>Overcome setbacks and adjust action plans to realise goals</li> <li>Focus people on critical activities that yield a high impact</li> </ul>

MM  
L-D S.B  
d.r. 

**6. Achievement Levels**

The achievement levels indicated in the table below serve as a benchmark for appointments, succession planning and development interventions.

- 6.1 Individuals falling within the Basic range are deemed unsuitable for the role of senior manager, and caution should be applied in promoting and appointing such persons.
- 6.2 Individuals that operate in the Superior range are deemed highly competent and demonstrate an exceptional level of practical knowledge, attitude and quality. These individuals should be considered for higher positions, and should be earmarked for leadership programs and succession planning.

<b>Level</b>	<b>Terminology</b>	<b>Description</b>
1	Basic	Applies basic concepts, methods, and understanding of local government operations, but requires supervision and development intervention.
2	Competent	Develops and applies more progressive concepts, methods and understanding. Plans and guides the work of others and executes progressive analysis.
3	Advanced	Develops and applies complex concepts, methods and understanding. Effectively directs and leads a group and executes in-depth analysis.
4	Superior	Has a comprehensive understanding of local government operations, critical in strategic shaping direction and change, develops and applies comprehensive concepts and methods.

MM  
L-D  
SB  
ack  
Ⓢ  
Ⓢ



# Personal Development Plan (PDP)

**DIRECTOR: BUDGET  
AND TREASURY (CFO)  
MERCY MAEBE PHETLA**

CITY OF MATLOSANA  
Period 1 January 2023 until 30 June 2023

MM  
L.D  
S.B  
Lick  
J

99  
 F7  
 WNW  
 M

**Personal Development Plan of: Ms MM Phetla**

**Compiled on: 30 January 2023**

1. Skills / Performance Gap (in order of priority)	2. Outcomes Expected (measurable indicators: quantity, quality and time frames)	3. Suggested training and / or development activity	4. Suggested mode of delivery	5. Suggested Time Frames	6. Work opportunity created to practice skill / development area	7. Support Person
1.						
2.						
3.						
4.						

Director's signature: \_\_\_\_\_

Municipal Manager's signature: \_\_\_\_\_



## DISCLOSURE FORM FOR BENEFITS AND INTERESTS

I, the undersigned (Surname and Initials) \_\_\_\_\_

Postal Address \_\_\_\_\_

Residential Address \_\_\_\_\_

Position Held \_\_\_\_\_

Name of Municipality \_\_\_\_\_

Tel: \_\_\_\_\_ Email: \_\_\_\_\_

hereby certify that the following information is complete and correct to the best of my knowledge:

**1. Shares, securities and other financial interests (Not bank accounts with financial institutions.)**

Number of shares/Extent of financial interest	Nature	Nominal Value	Name of Company/Entity

**2. Interest in a trust**

Name of trust	Amount of Remuneration/ Income

**3. Membership, directorships and partnerships**

Name of corporate entity, partnership or firm	Type of business	Amount of Remuneration/ Income

L.D


S.B

M.M

Lek

**4. Remunerated work outside the Municipality (Must be sanctioned by Council.)**

Name of Employer	Type of Work	Amount of remuneration/ Income

Confidential  
Signature of Municipal Manager: 

Date: **30 JANUARY 2023**

**5. Consultancies, Retainer ships and Relationship**

Name of Client	Nature	Type of business activity	Value of any benefits received

**6. Subsidies, grants and sponsorships by any organisation**


Source of assistance	Descriptions of assistance	Value of assistance

**7. Gifts and Hospitality from a source rather than a family member**

Description	Value	Member

**8. Land and Property**

Description	Extent	Area	Value

  
SIGNATURE OF SENIOR MANAGER

DATE: **30 JANUARY 2023** PLACE: Klerksdorp

*Handwritten notes:*  
MM L-D SB  
[Handwritten initials]

**OATH/AFFIRMATION**

1. I certify that before administering the oath/affirmation I asked the deponent the following questions and wrote down her/his answers in his/her presence:

(i) Do you know and understand the contents of the declaration?

Answer Yes

(ii) Do you have any objection to taking the prescribed oath or affirmation?

Answer No

(iii) Do you consider the prescribed oath or affirmation to be binding on your conscience?

Answer Yes

2. I certify that the deponent has acknowledged that she/he knows and understands the contents of this declaration. The deponent utters the following words: "I swear that the contents of this declaration are true, so help me God." / "I truly affirm that the contents of the declaration are true". The signature/mark of the deponent is affixed to the declaration in my presence.



**Commissioner of Oath / Justice of the Peace**

Full first names and surname: Cherèl Jansen van Rensburg (Block letters)


Designation (rank) Manager Performance Management Ex Officio Republic of South Africa

Street address of institution C/o Bram Fischer and Emily Hobhouse Streets

Klerksdorp

Date 30 January 2023

Place Klerksdorp

  
**CONTENTS NOTED, MUNICIPAL MANAGER**

30 January 2023

**DATE**

L.D  
S.B  
&